

PROSPECT

A Precision Oscillation and Spectrum Experiment



Karsten M. Heeger
Yale University

on behalf of the PROSPECT collaboration

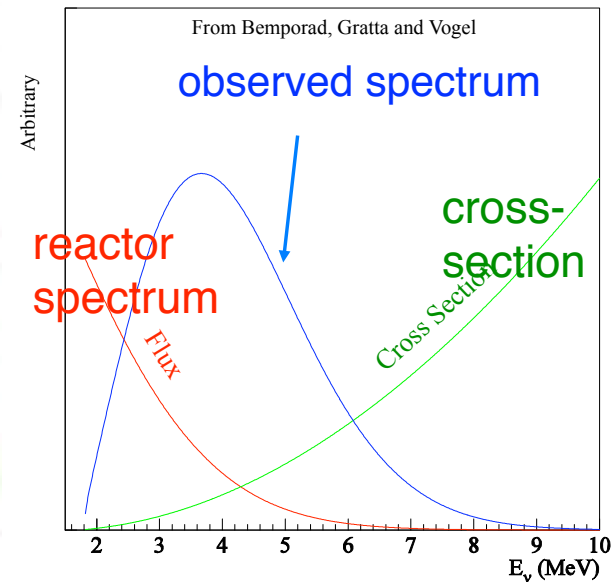
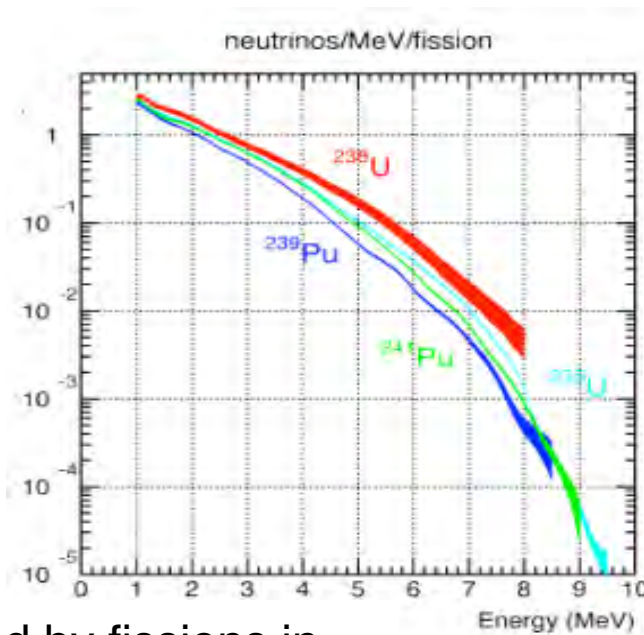
TAUP, September 10, 2015

Reactor Antineutrinos

$\bar{\nu}_e$ from β -decays, pure $\bar{\nu}_e$ source

of n-rich fission products

on average ~ 6 beta decays until stable



$> 99.9\%$ of $\bar{\nu}_e$ are produced by fissions in

^{235}U , ^{238}U , ^{239}Pu , ^{241}Pu

$$\frac{d^2N(E,t)}{dEdt} \equiv \sum_i \frac{W_{ih}(t)}{\sum_j f_j(t)e_j} f_i(t) S_i(E) c_i^{ne}(E,t) + S_{SNF}(E,t) \quad (1)$$

mean energy of $\bar{\nu}_e$: 3.6 MeV

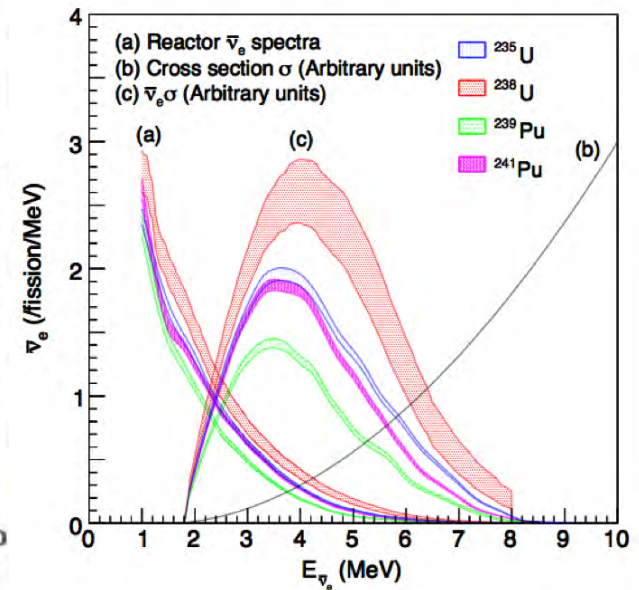
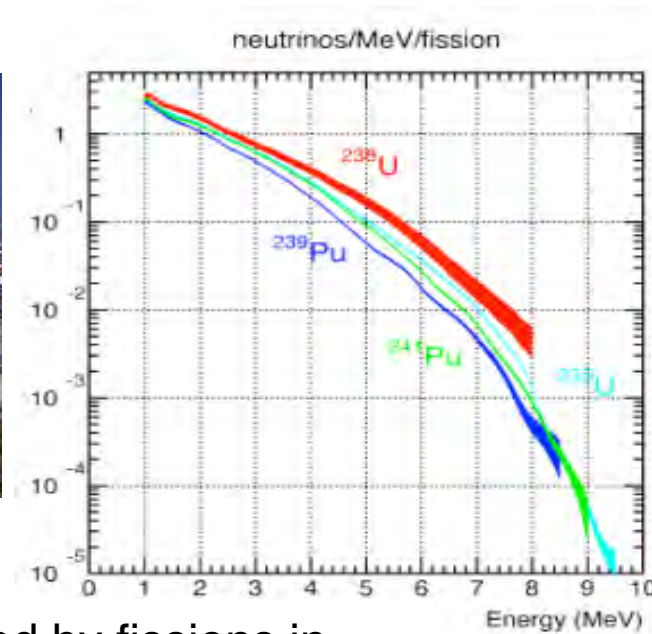
only disappearance experiments possible

Reactor Antineutrinos

$\bar{\nu}_e$ from β -decays, pure $\bar{\nu}_e$ source

of n-rich fission products

on average ~ 6 beta decays until stable



$> 99.9\%$ of $\bar{\nu}_e$ are produced by fissions in

^{235}U , ^{238}U , ^{239}Pu , ^{241}Pu

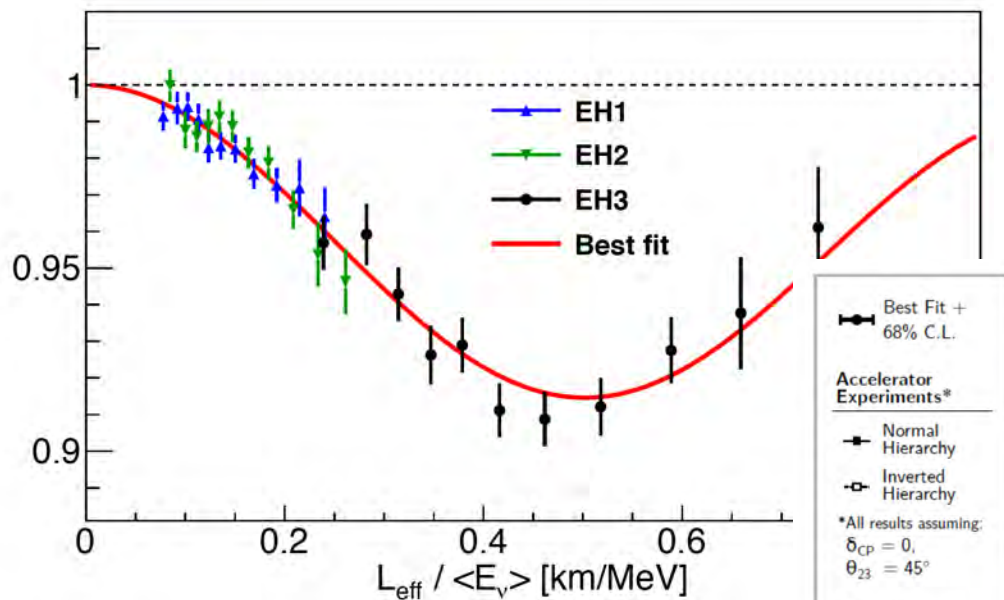
$$\frac{d^2N(E,t)}{dEdt} \equiv \sum_i \frac{W_{ih}(t)}{\sum_j f_j(t)e_j} f_i(t) S_i(E) c_i^{ne}(E,t) + S_{SNF}(E,t) \quad (1)$$

mean energy of $\bar{\nu}_e$: 3.6 MeV

only disappearance experiments possible

Precision Measurements with Reactor Neutrinos

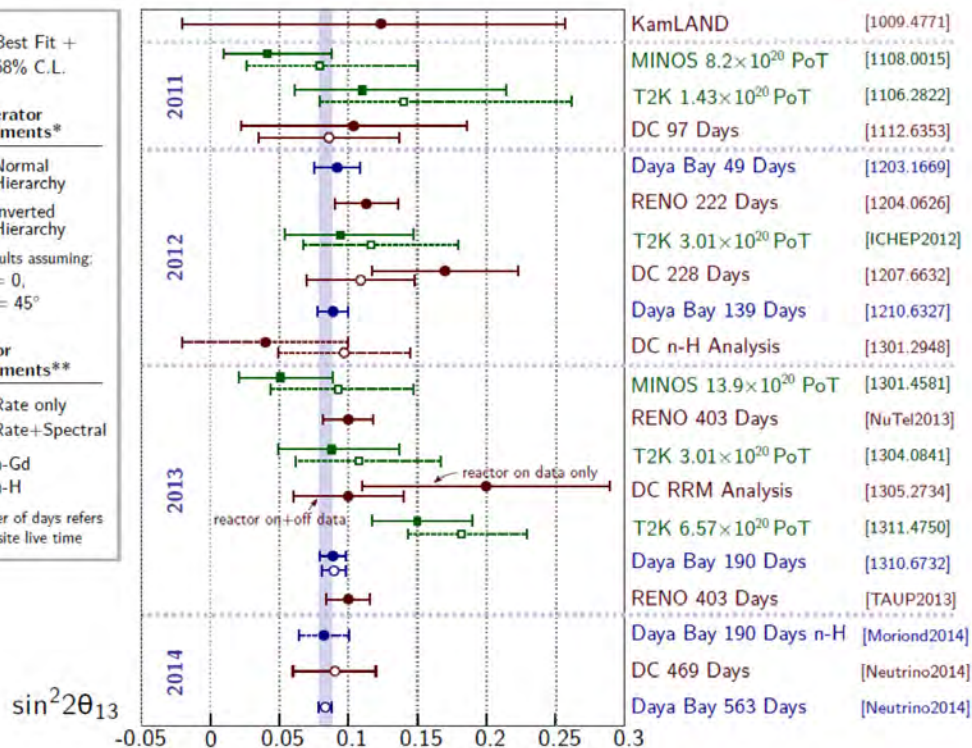
Recent precision measurements with Daya Bay.



Daya Bay demonstrates L/E oscillation

Daya Bay
Phys.Rev.Lett. 112 (2014) 061801

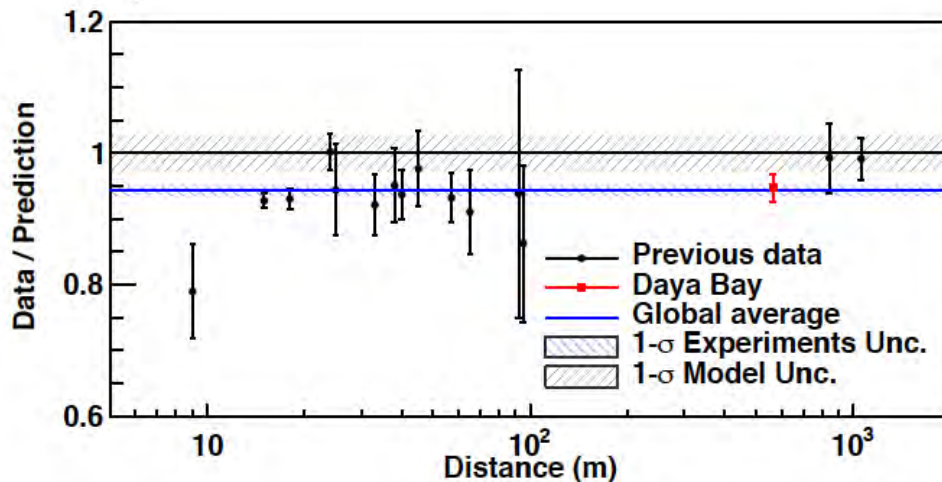
Precision Measurement of θ_{13}



Reactor Flux and Spectrum “Anomalies”

Flux Deficit

Measurements compared to models

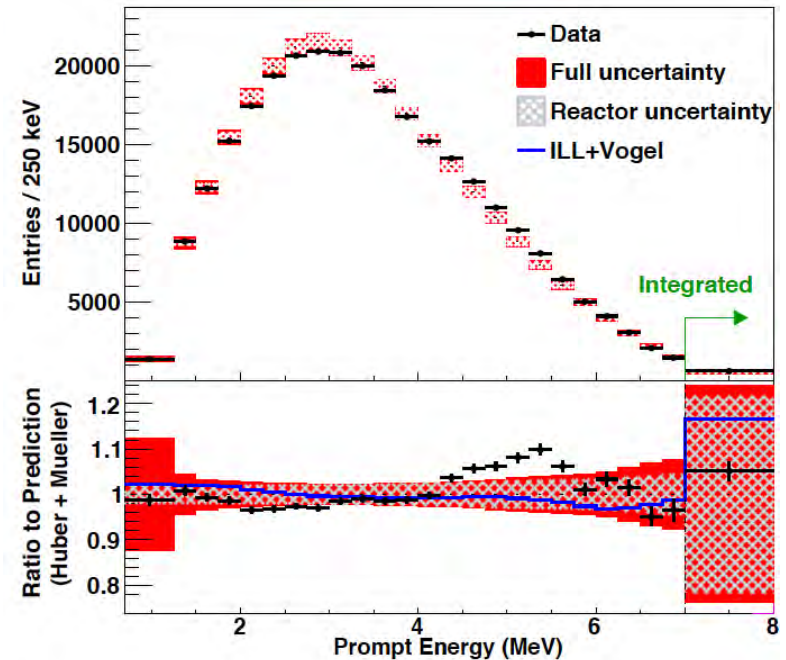


Extra neutrino oscillations or artifact of flux predictions?

More data needed to better understand these observations

Spectral Deviation

Compared to prediction

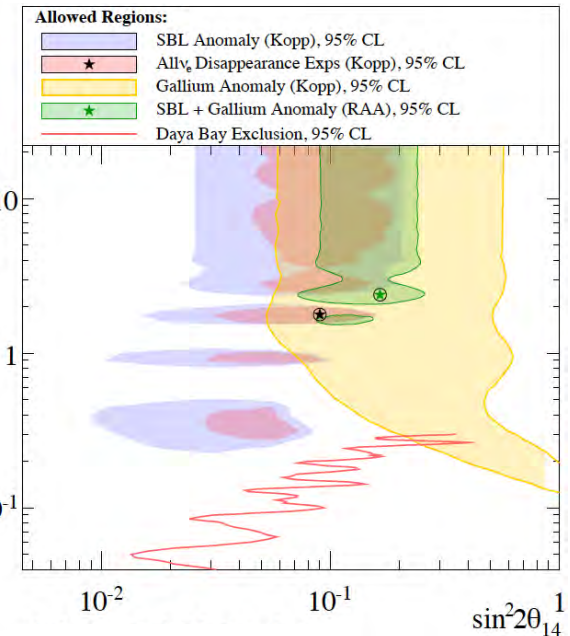
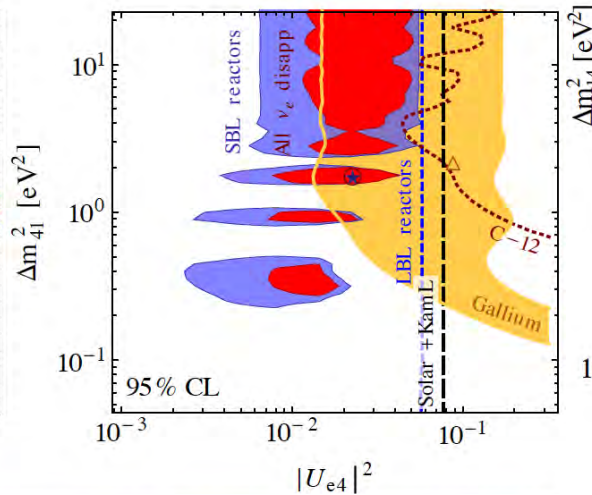
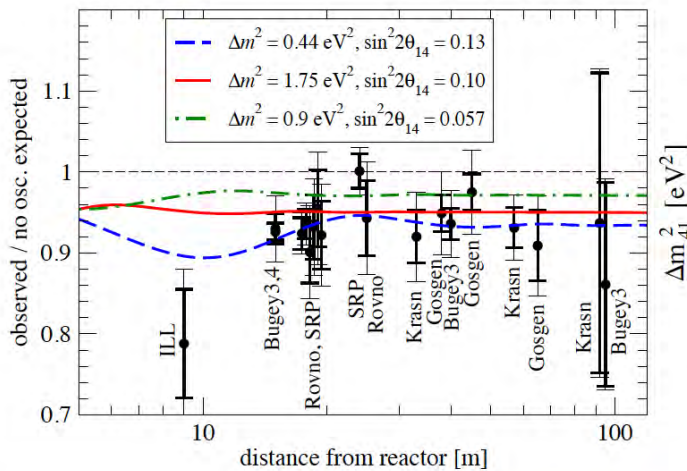


New feature in 4-6 MeV region of spectrum. Seen by Daya Bay, Double Chooz, and Reno.

arXiv:1508.04233, Daya Bay Collaboration

$\bar{\nu}_e$ Disappearance/Exclusion Limits

Additional sterile neutrinos?
Hypothesis of 3+1 scenario

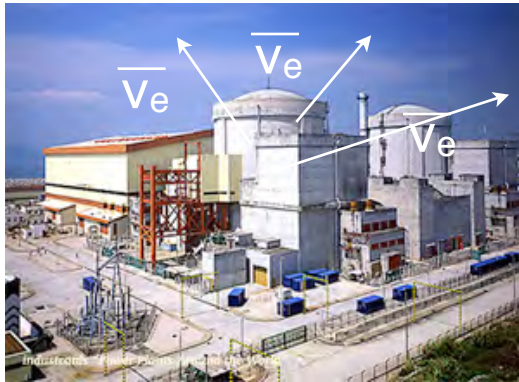


	$\sin^2 2\theta_{14}$	$\Delta m_{41}^2 [\text{eV}^2]$	χ_{\min}^2/dof (GOF)	$\Delta\chi_{\text{no osc}}^2/\text{dof}$ (CL)
SBL rates only	0.13	0.44	11.5/17 (83%)	11.4/2 (99.7%)
SBL incl. Bugey3 spect.	0.10	1.75	58.3/74 (91%)	9.0/2 (98.9%)
SBL + Gallium	0.11	1.80	64.0/78 (87%)	14.0/2 (99.9%)
global ν_e disapp.	0.09	1.78	403.3/427 (79%)	12.6/2 (99.8%)

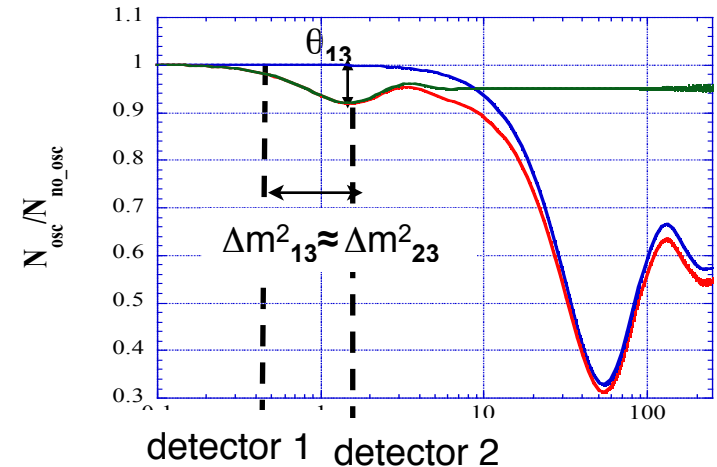
Kopp et al, 1303.3011

Principle of Relative Measurement of $\bar{\nu}_e$ Flux

Relative measurements for precision physics



2 homogeneous detectors (e.g. Daya Bay)



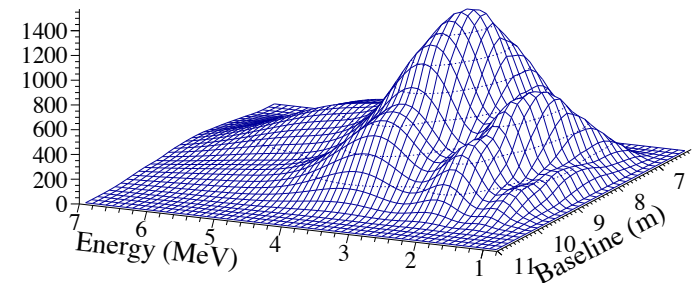
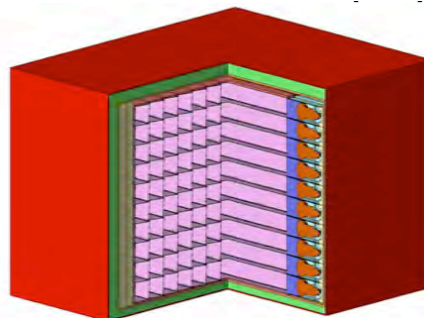
Absolute Reactor Flux
largest uncertainty in
previous measurements

**Relative measurement
vs baseline**

independent of

- flux normalization, and
- spectral shape

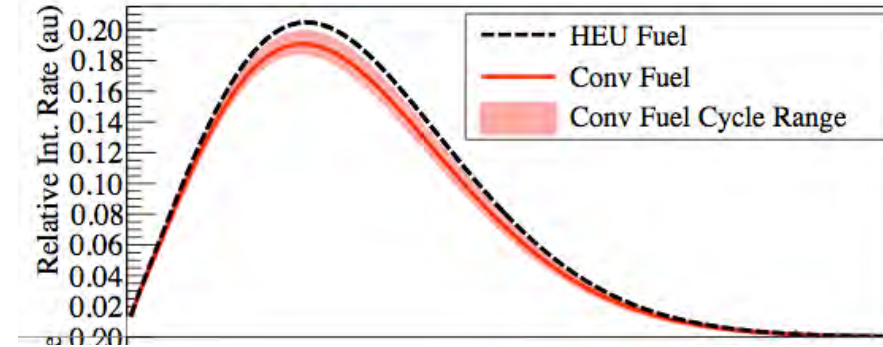
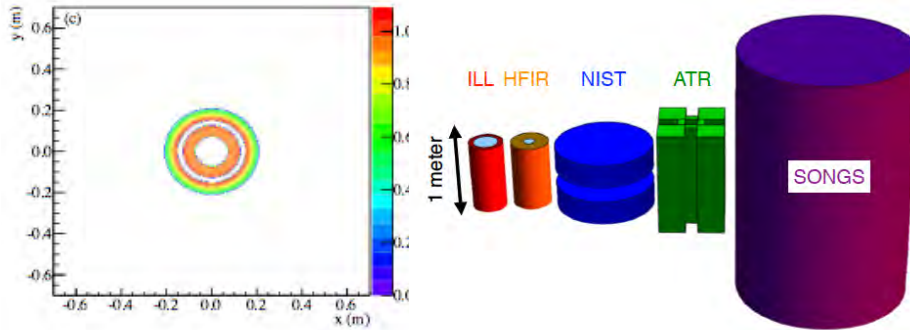
1 segmented detector (e.g. PROSPECT)



A Short-Baseline Reactor Experiment

Short Distance (<10 m) From Point Source

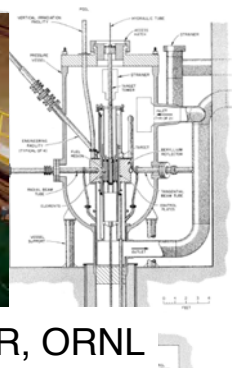
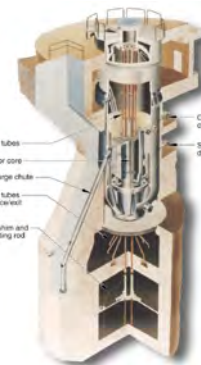


Research Reactor Spectrum



Compact core (< 1m) avoids oscillation washout

HEU core provides static spectrum of mainly ^{235}U .

US operates high-powered research reactors



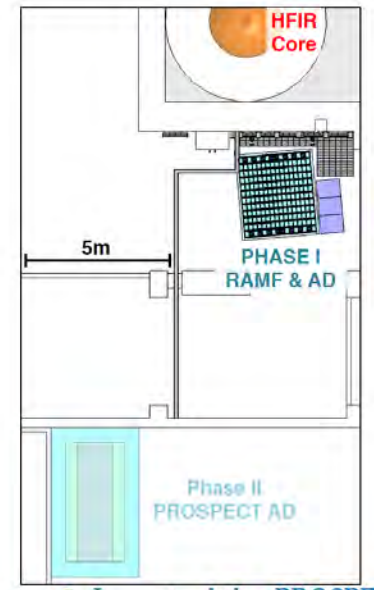
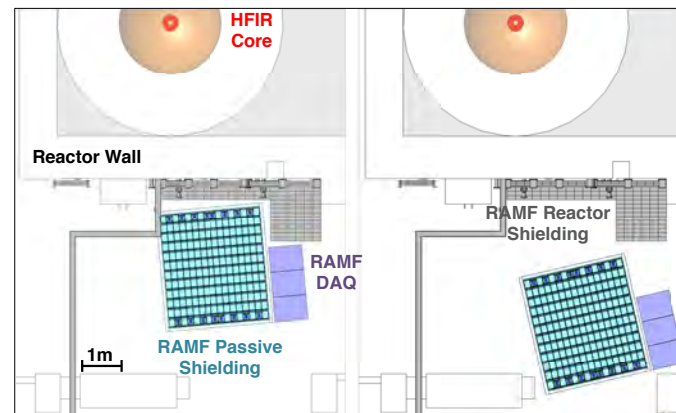
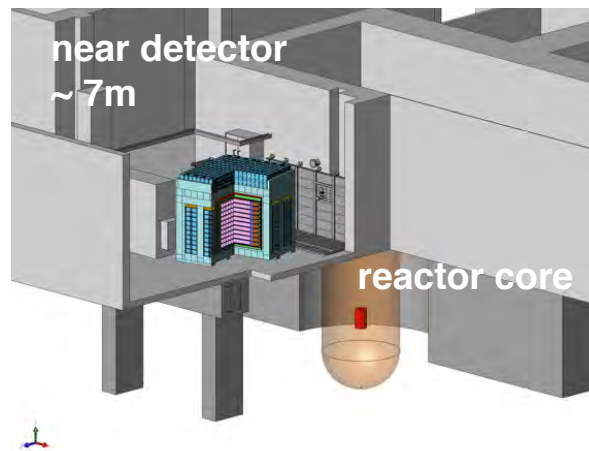
arXiv:1506.03547, PROSPECT collaboration

PROSPECT: Precision Oscillation and Spectrum Experiment

Physics Objectives

1. Search for short-baseline oscillation at distances $<10\text{m}$
2. Precision measurement of ^{235}U reactor $\bar{\nu}_e$ spectrum

Phased Approach



Phase 1 - one detector,
near detector: $\sim 7\text{m}$

movable detector
 $\sim 7\text{-}12\text{ m}$

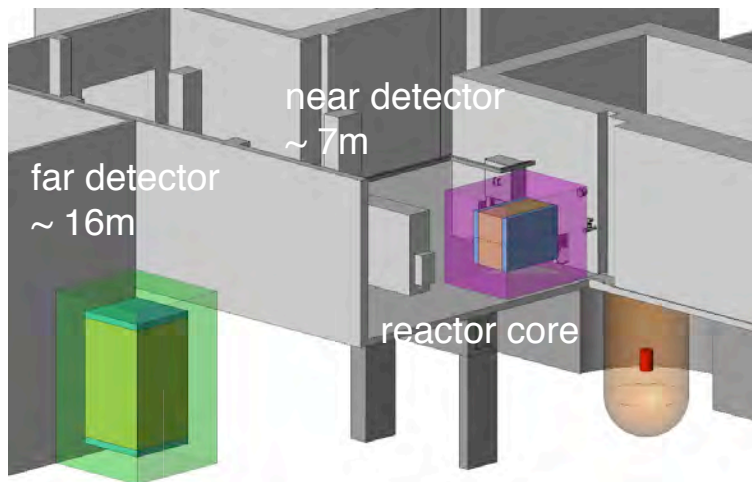
Phase II - two detectors,
near detector: $\sim 7\text{-}10\text{m}$
far detector: $\sim 16\text{-}20\text{m}$

- movable detector enables systematic control, background checks, and increased physics reach
- phased approach mitigates risks

arXiv:1309.7647
PROSPECT collaboration

A Precision Oscillation Experiment

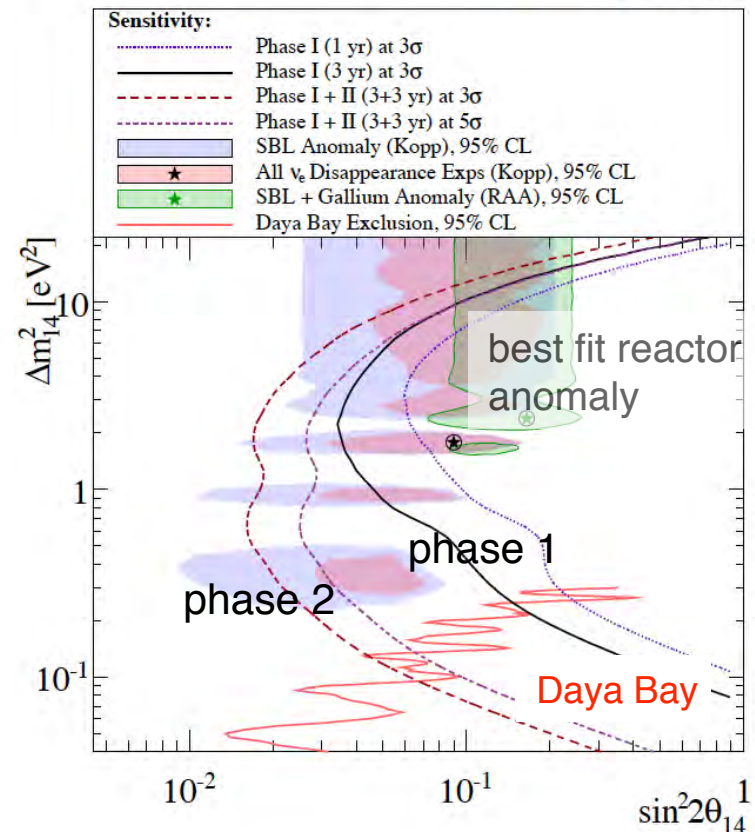
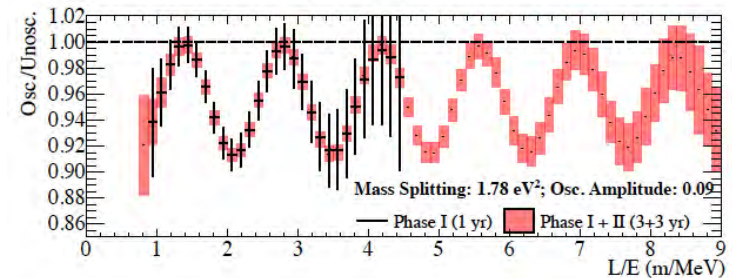
An experimental approach to test for oscillation of eV-scale neutrinos



Phase 1 = Near Detector Only
Phase 2 = Near + Far Detector

Objectives

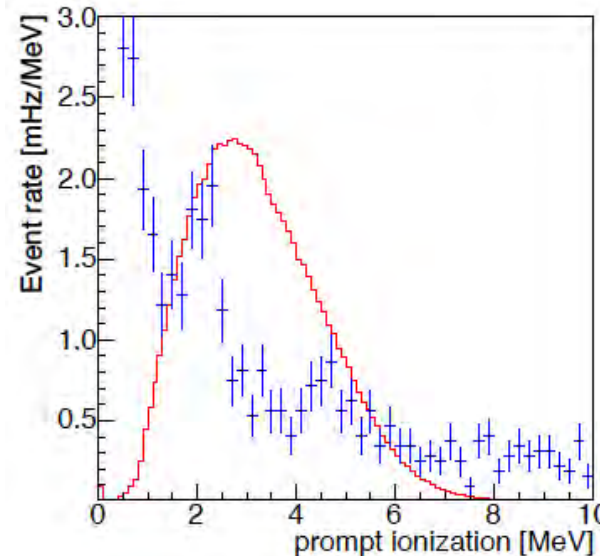
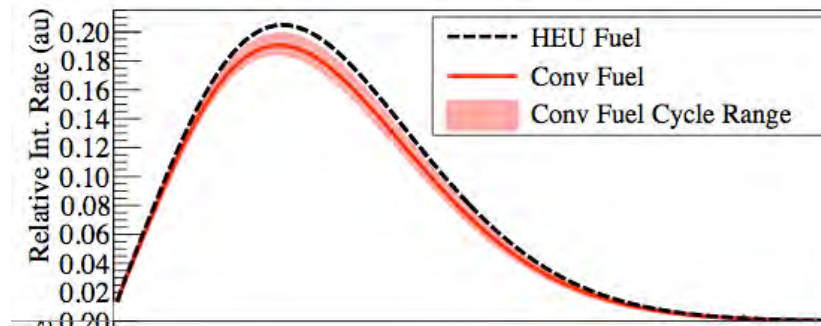
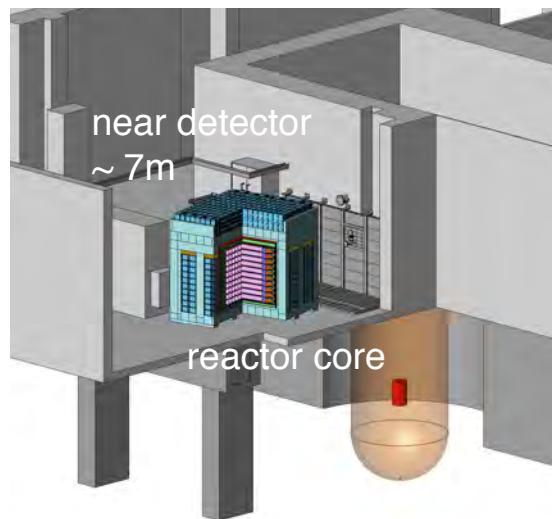
- 3 σ test of best fit after 1 year
- 3 σ test of favored region after 3 years
- 5 σ test of allowed region after 3+3 years



A Precision Spectrum Experiment

Measurement of HEU (^{235}U) spectrum

A precision measurement to address spectral unknowns



Phase 1 = Near Detector Only

Objectives

Measurement of ^{235}U spectrum

Compare different reactor models

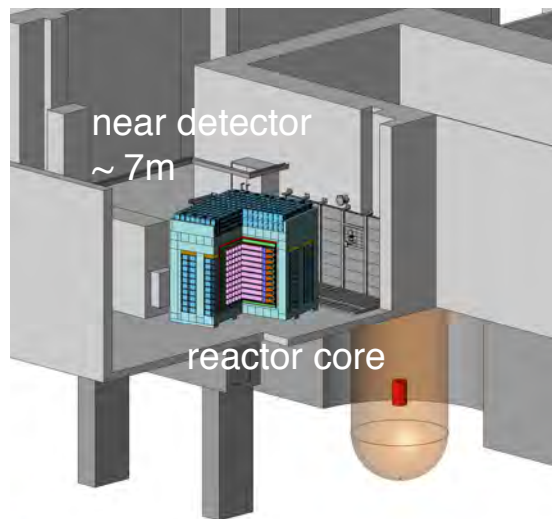
Compare different reactor cores

between 2-6 MeV:

average stat. precision < 1.5%, systematics < 2%

A Precision Spectrum Experiment

A precision measurement to address spectral unknowns

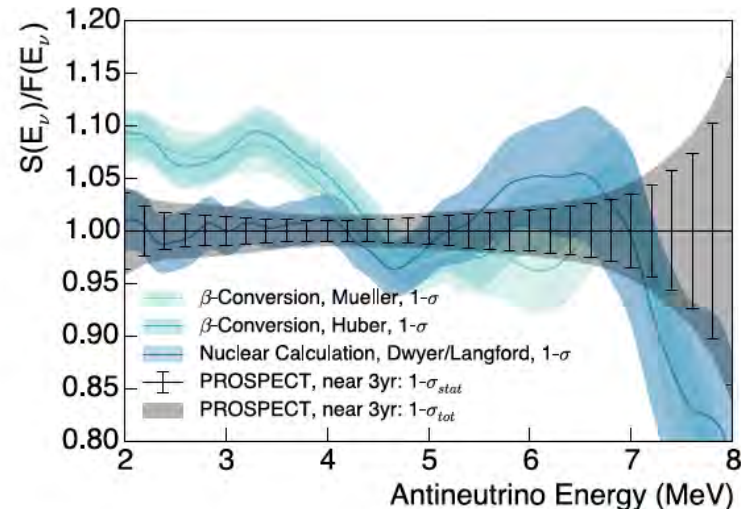


Phase 1 = Near Detector Only

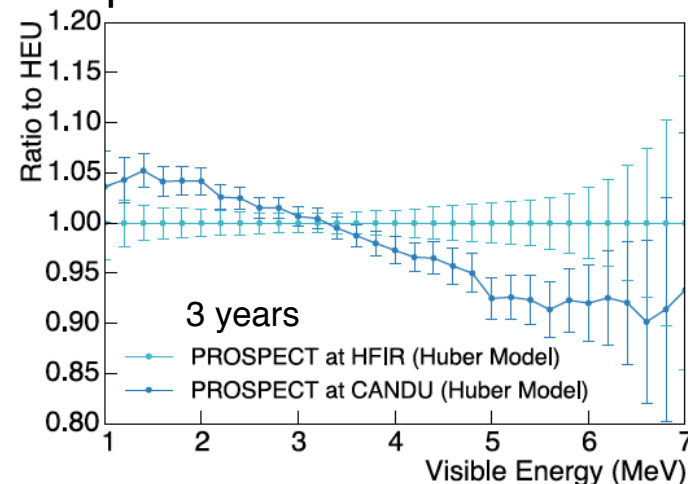
Objectives

- Measurement of ^{235}U spectrum
- Compare different reactor models
- Compare different reactor cores

Testing models of the ^{235}U $\bar{\nu}_e$ energy spectrum



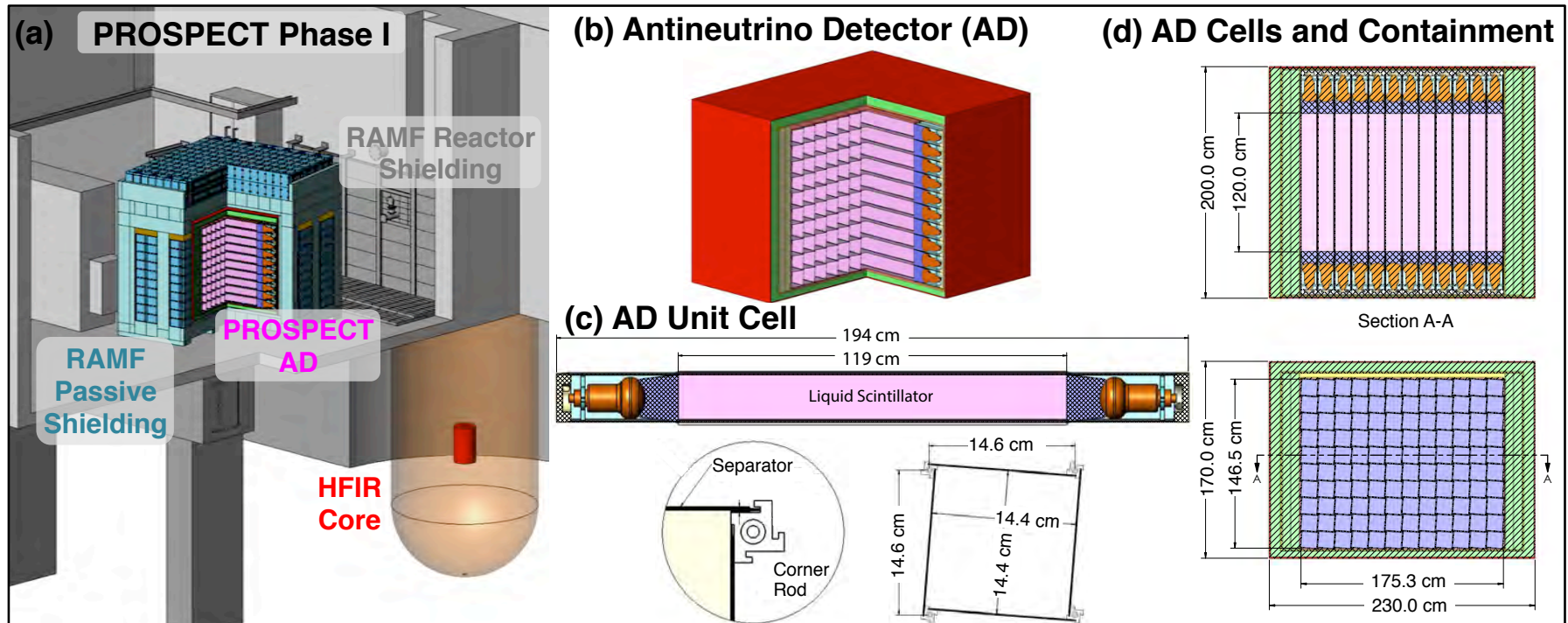
Comparison of reactor cores



PROSPECT Phase I Detector System



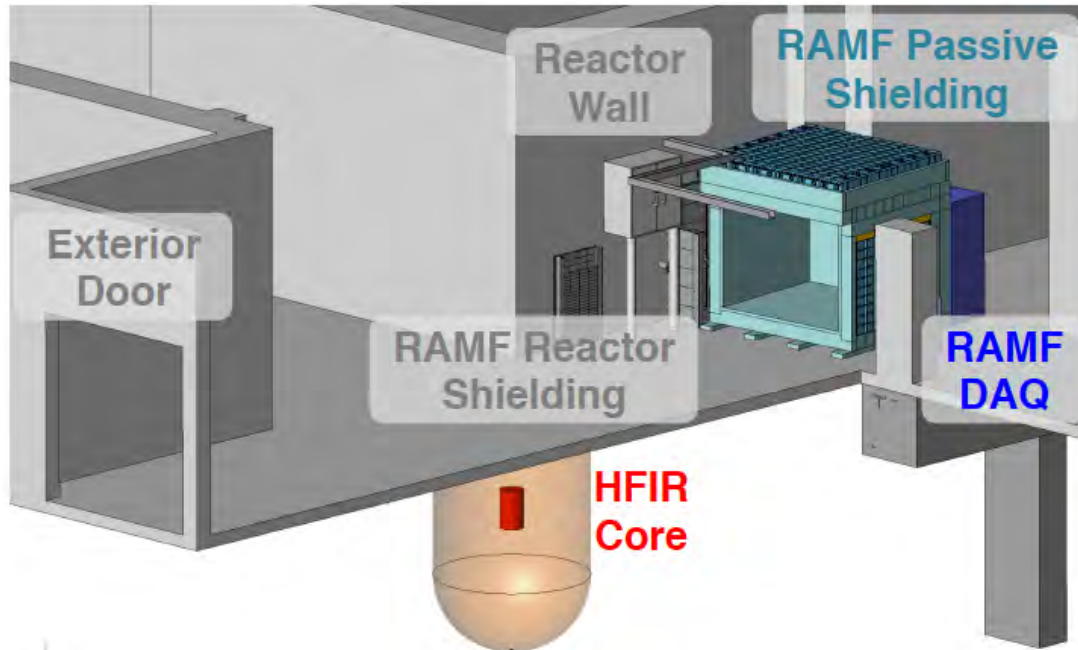
Antineutrino Detector



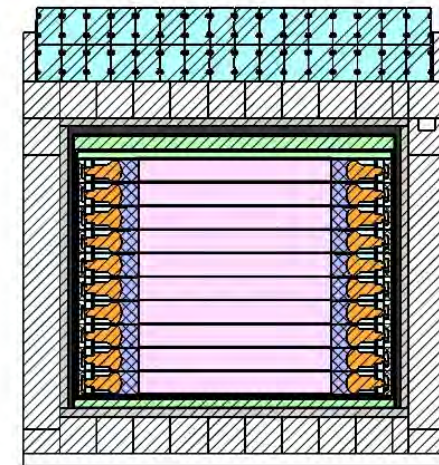
- 3000L of ${}^6\text{Li}$ liquid scintillator
- 120 scintillator loaded cells, $\sim 15 \times 15 \times 120 \text{ cm}$
- double ended PMT readout, light guides, $< 4\text{-}5\%/\sqrt{E}$ resolutions
- thin optical separators, minimal dead material
- containment vessel, filled in place

PROSPECT Shielding

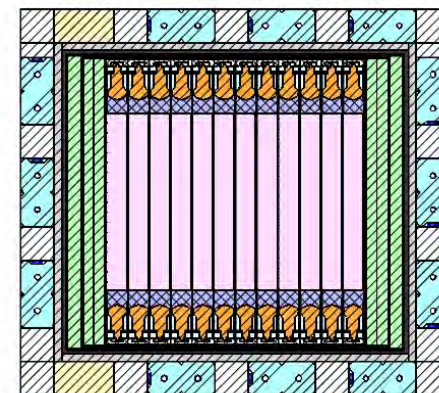
Reactor Antineutrino Measurement Facility (RAMF) at HFIR



Layered Shielding side view



top view




- local shielding next to reactor wall
- multi-layer passive shield around detector
- general purpose digitizing electronics and DAQ
- general utilities
- easy access

PROSPECT Experimental Location

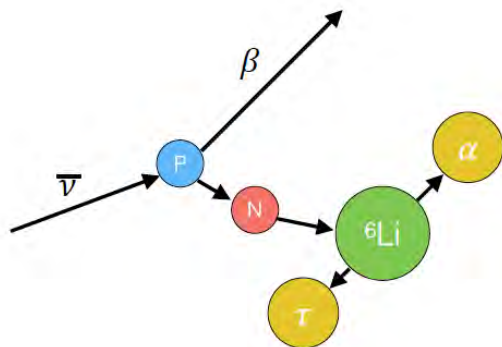


PROSPECT-20 Detector at HFIR



- established on-site operation
- easy access 24/7
- door to outside
- space for near and far detector

Event Identification

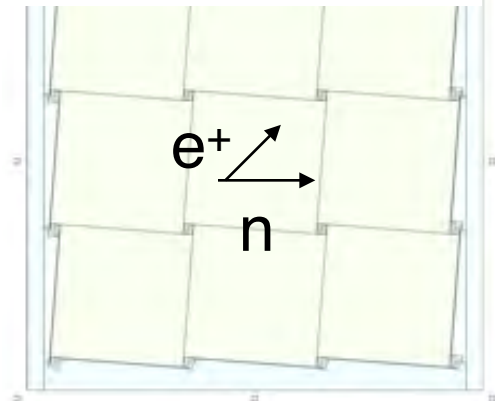


Prompt signal: 1-10 MeV positron from inverse beta decay (IBD)

Delay signal: ~0.5 MeV signal from neutron capture on ${}^6\text{Li}$

40 μs delayed n capture

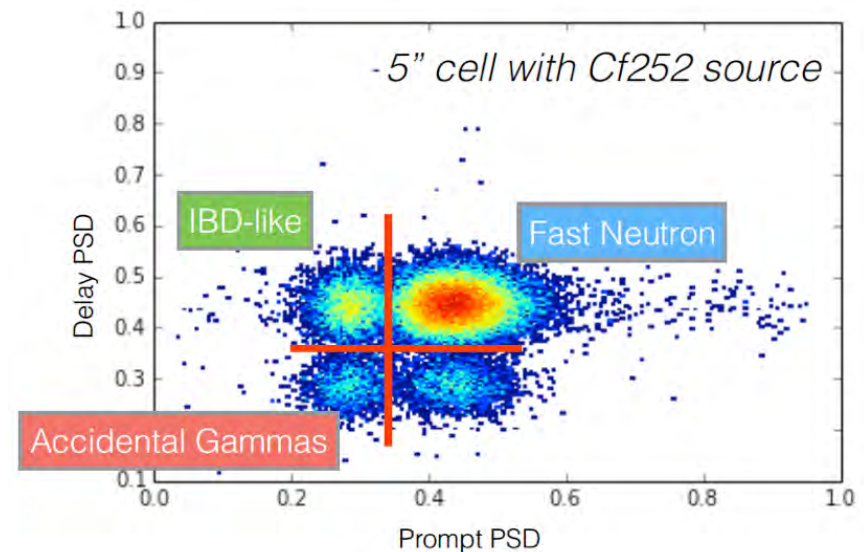
IBD event in segmented ${}^6\text{LiLS}$ detector



signal **inverse beta decay (IBD)**
 γ -like prompt, n-like delay

backgrounds **fast neutron**
 n-like prompt, n-like delay

accidental gamma
 γ -like prompt, γ -like delay

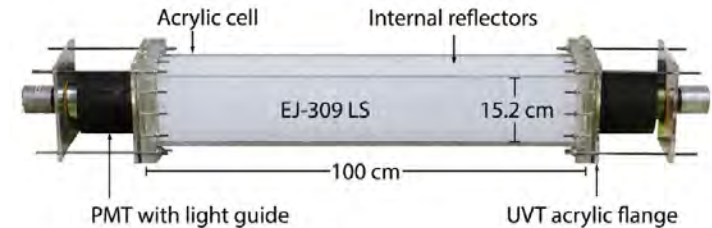


Background reduction is key challenge

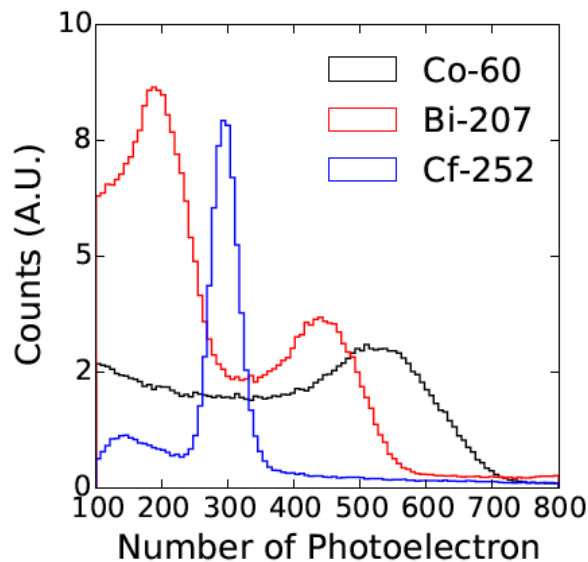
PROSPECT Scintillator Target



Prototype Detectors PROSPECT-20 w/ LiLS and Unloaded LS

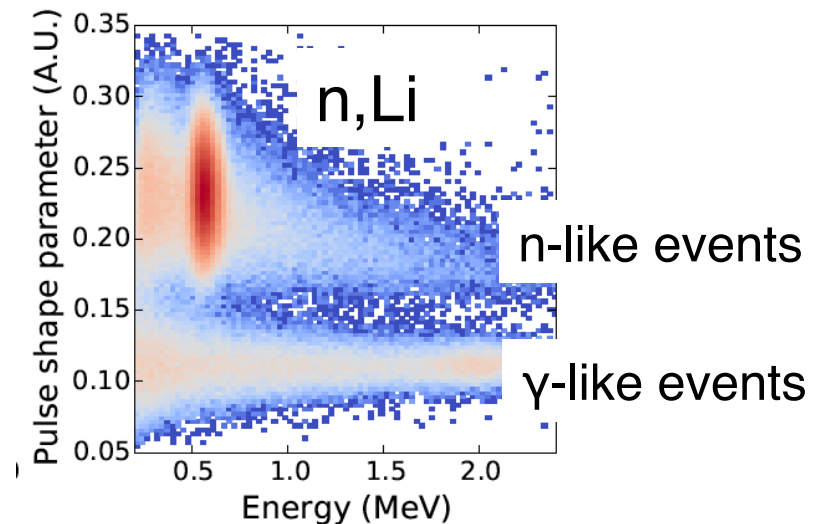


Light Yield/ PE Spectra



- Compton edge of ^{60}Co and ^{217}Bi γ -rays and the quenched (n, Li) capture peak from ^{252}Cf neutrons
- light collection: 522 ± 16 PE/MeV

Pulse Shape Discrimination



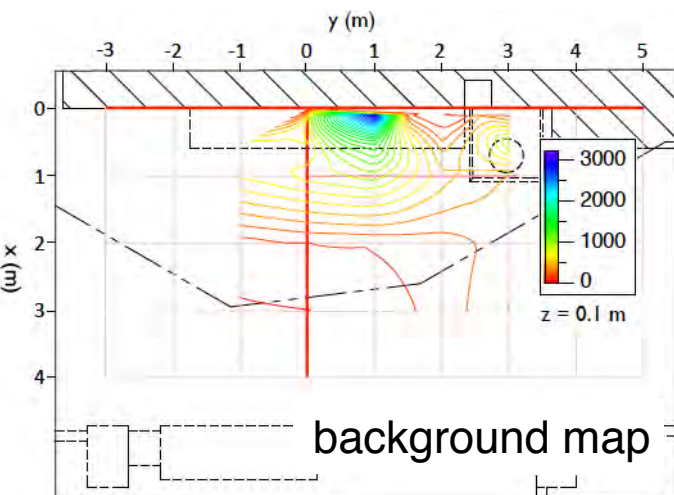
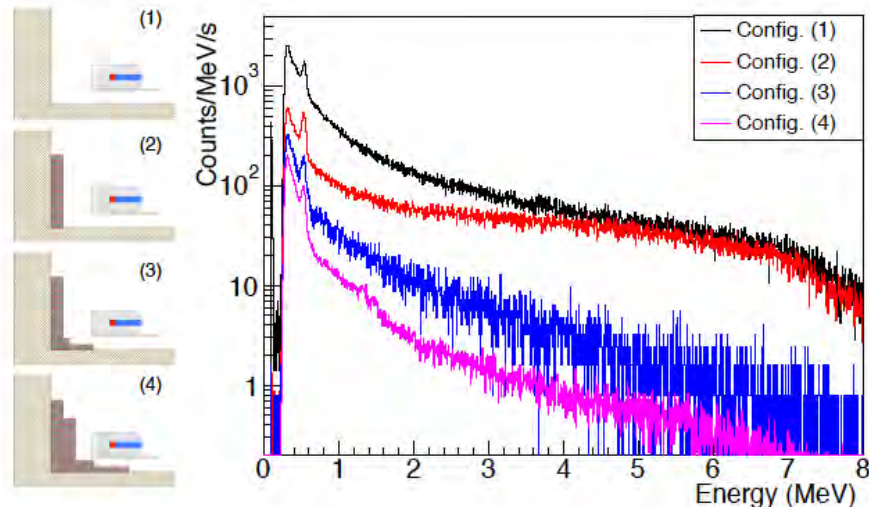
PSD performance for Cf-252.

unloaded LS studies described in
arXiv:1508.06575, PROSPECT collaboration

Background Measurements at HFIR

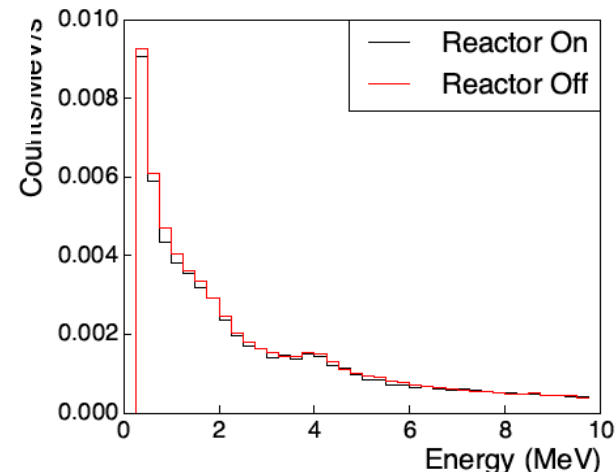


varying reactor shields



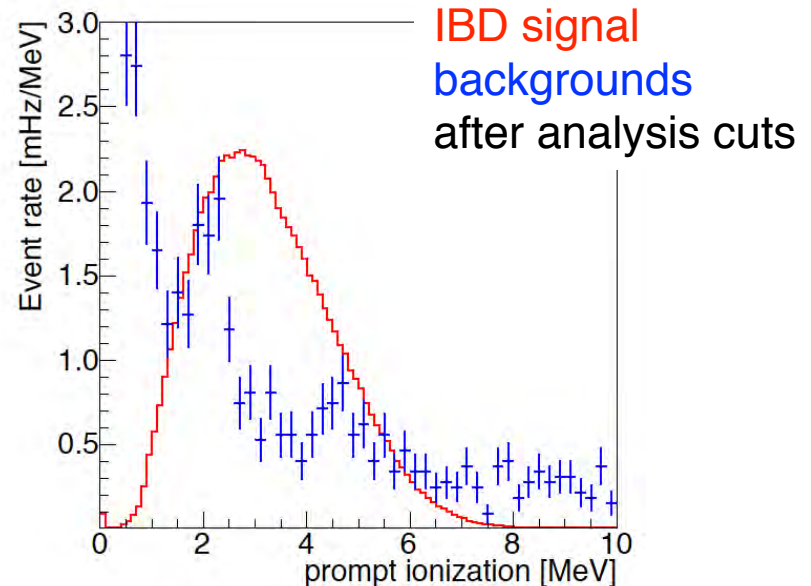
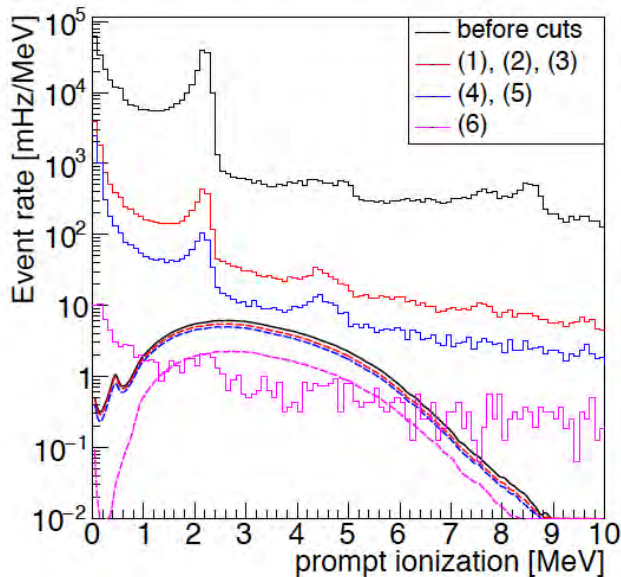
IBD-like events for reactor-on and off

reactor generated backgrounds are minimal
IBD-like backgrounds are cosmogenic



arXiv:1506.03547, PROSPECT collaboration

Simulated Signal and Background Spectra



Signal (dashed) and background (solid) prompt spectra are shown through selection cuts

S/B better than 1:1 is predicted.

Cuts	IBD signal	Cosmic BG
PSD	1680	1.7e6
Time (1, 2, 3)	1500	3.2e4
Spatial (4, 5)	1360	9500
Fiducial (6)	610	390

Rate and shape of the residual IBD-like background can be measured with high precision during reactor off periods.

Phased PROSPECT Detectors



PROSPECT 0.1
Aug. 2014



5cm
0.1 liter
LS cell



PROSPECT 2
Dec. '14/Jan. '15



12.5cm
2 liter
LS cell

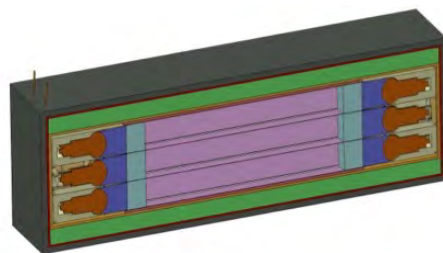


PROSPECT 20
Early 2015



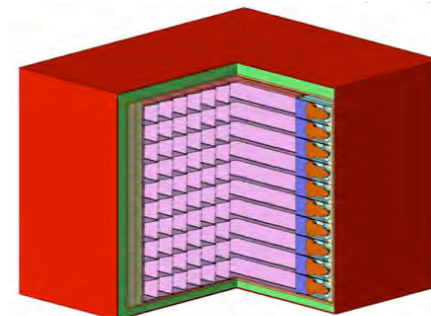
1m
20 liter
⁶LiLS cell

PROSPECT N×20





N×20 liter
LS segments

PROSPECT 2ton
Late 2016*



* Technically driven schedule

PROSPECT R&D and Technical Activities



PROSPECT Collaboration



Brookhaven National Laboratory

Drexel University

Illinois Institute of Technology

Lawrence Livermore National Laboratory

Le Moyne College

National Institute of Standards and Technology

Oak Ridge National Laboratory

Temple University

University of Tennessee

University of Waterloo

University of Wisconsin

College of William and Mary

Yale University

63 collaborators

13 institutions

3 national laboratories

site of experiment

High Flux Isotope Reactor, Oak Ridge
National Laboratory

prospect.yale.edu

Summary



- New data are needed to address the existing reactor anomalies.
- PROSPECT will
 - Probe favored region of eV-scale sterile neutrinos at 3σ with 3 years of data.
 - Measure ^{235}U ν_e spectrum, address spectral deviation, and provide new constraints on reactor antineutrino models complementary to current and future LEU measurements.
- PROSPECT has developed LiLS detectors that can mitigate reactor- and cosmogenic related backgrounds.
- Multiple detectors have been deployed at HFIR in preparation for full-size detector.
- Completed R&D for technical verification and to mitigate technical, cost, and schedule risks. Ready to proceed with detailed design and construction.
- Data taking in 2017 with first physics results in 2018 possible.

prospect.yale.edu

