

Future spectroscopic survey and dark matter constraints from dwarf spheroidal galaxies

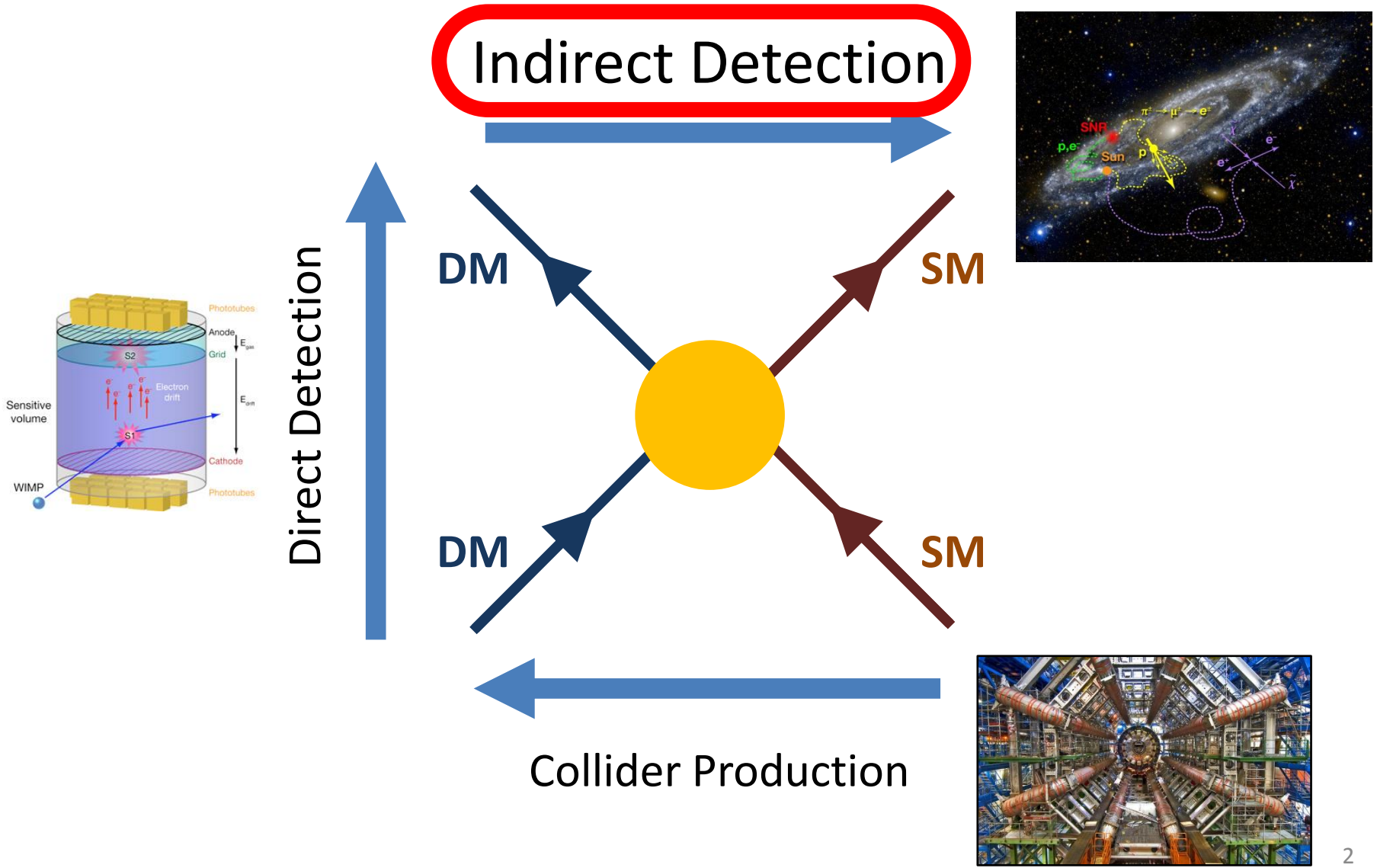
(In preparation)

Koji Ichikawa

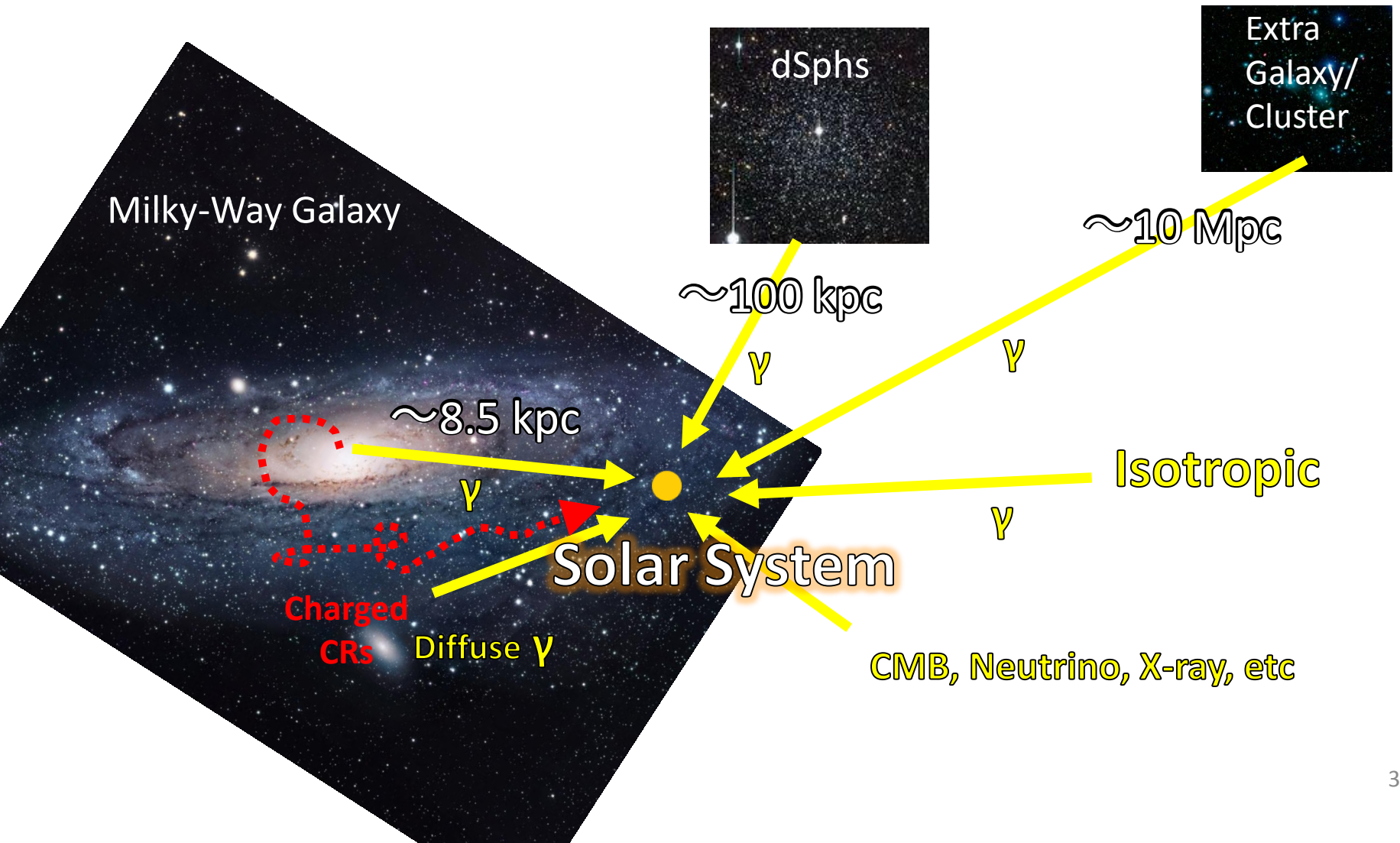
In collaboration with
Kohei Hayashi , Masahiro Ibe, Miho N. Ishigaki,
Shigeki Matsumoto and Hajime Sugai.



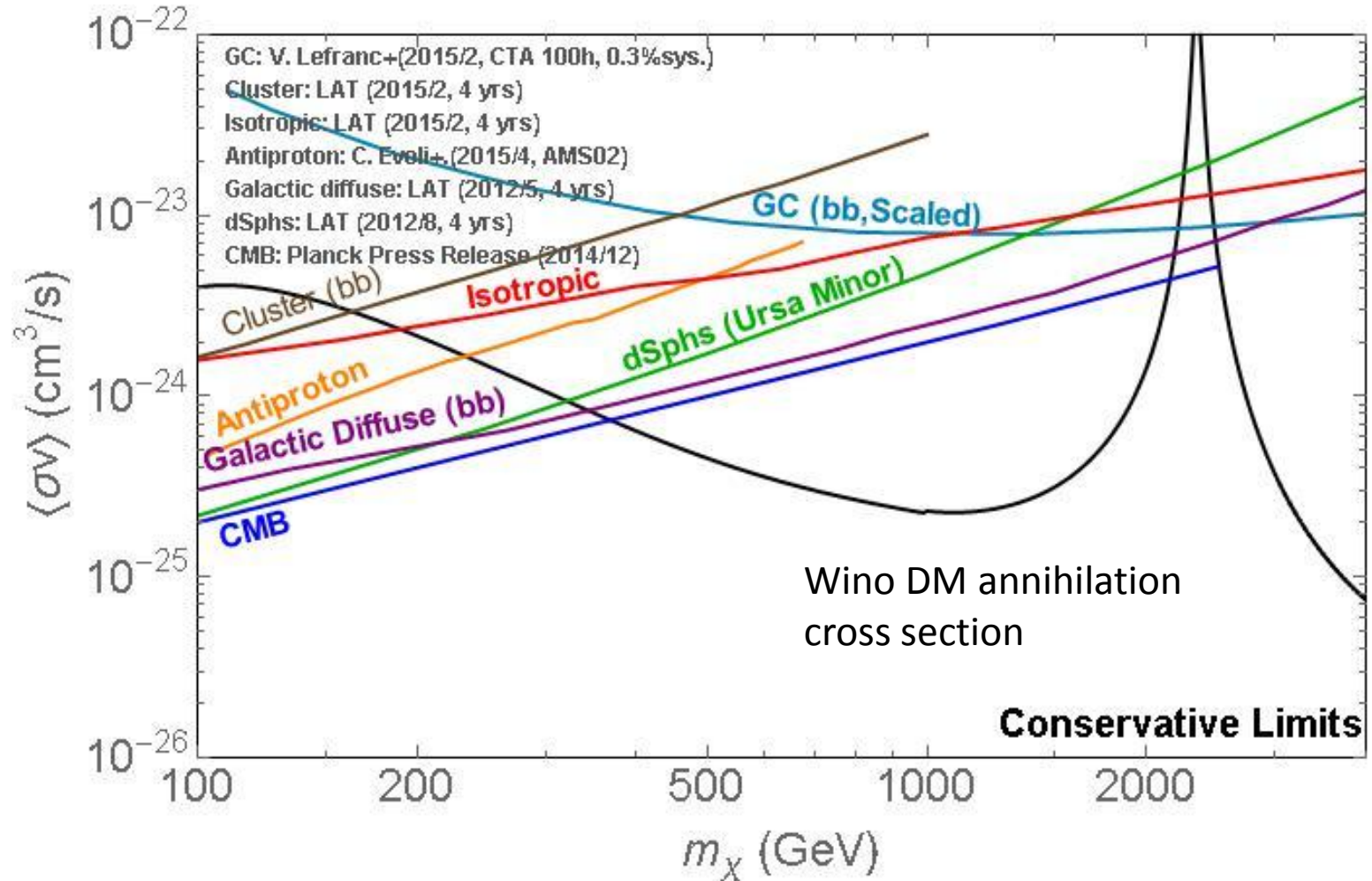
Dark Matter Search



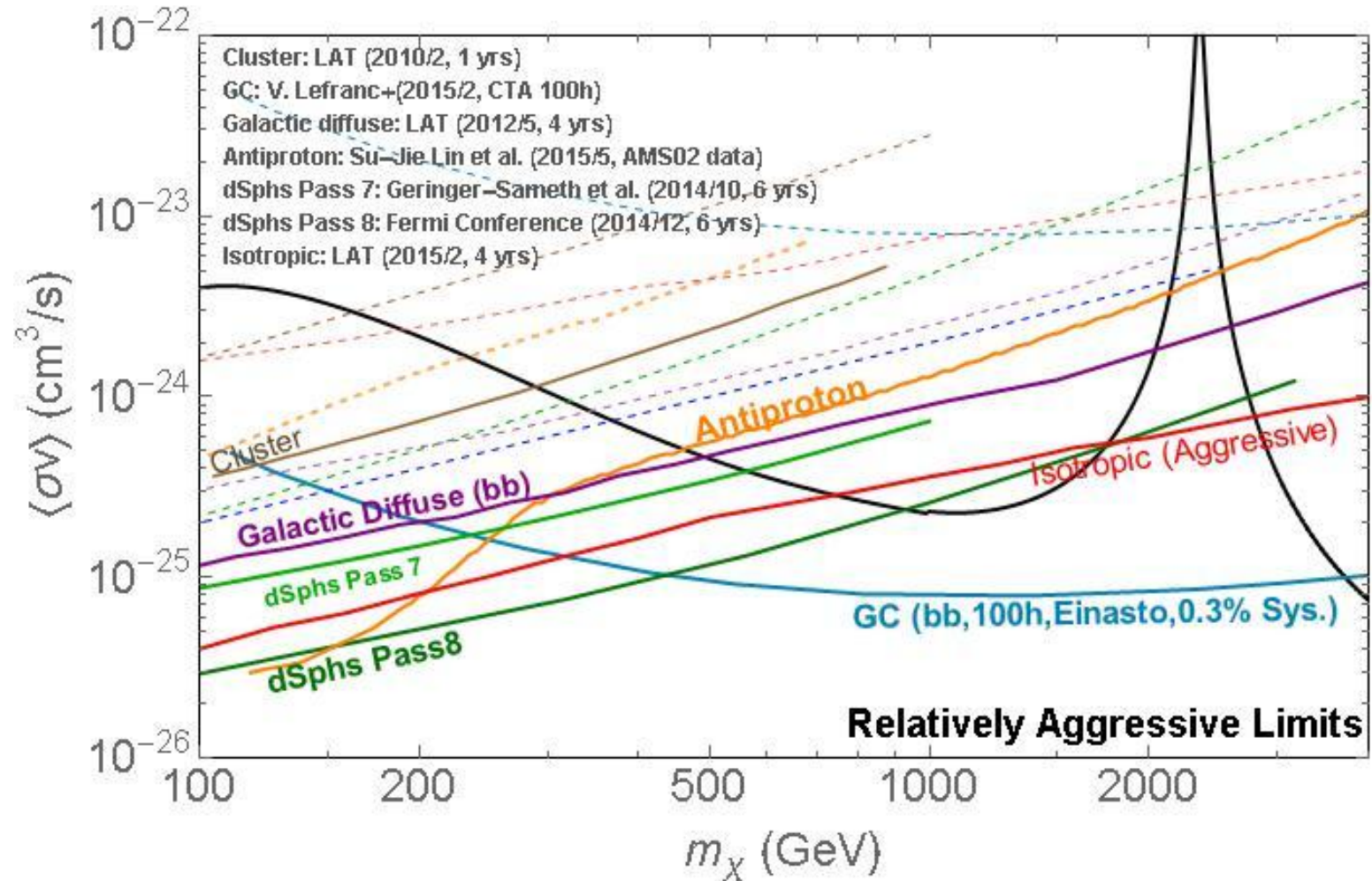
Signal Target



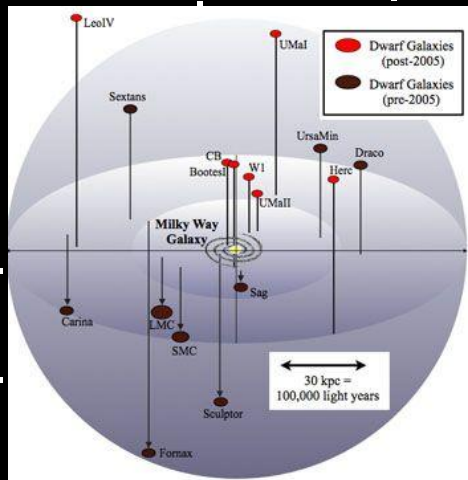
Current (slightly old) observational limit




Current (slightly old) observational limit




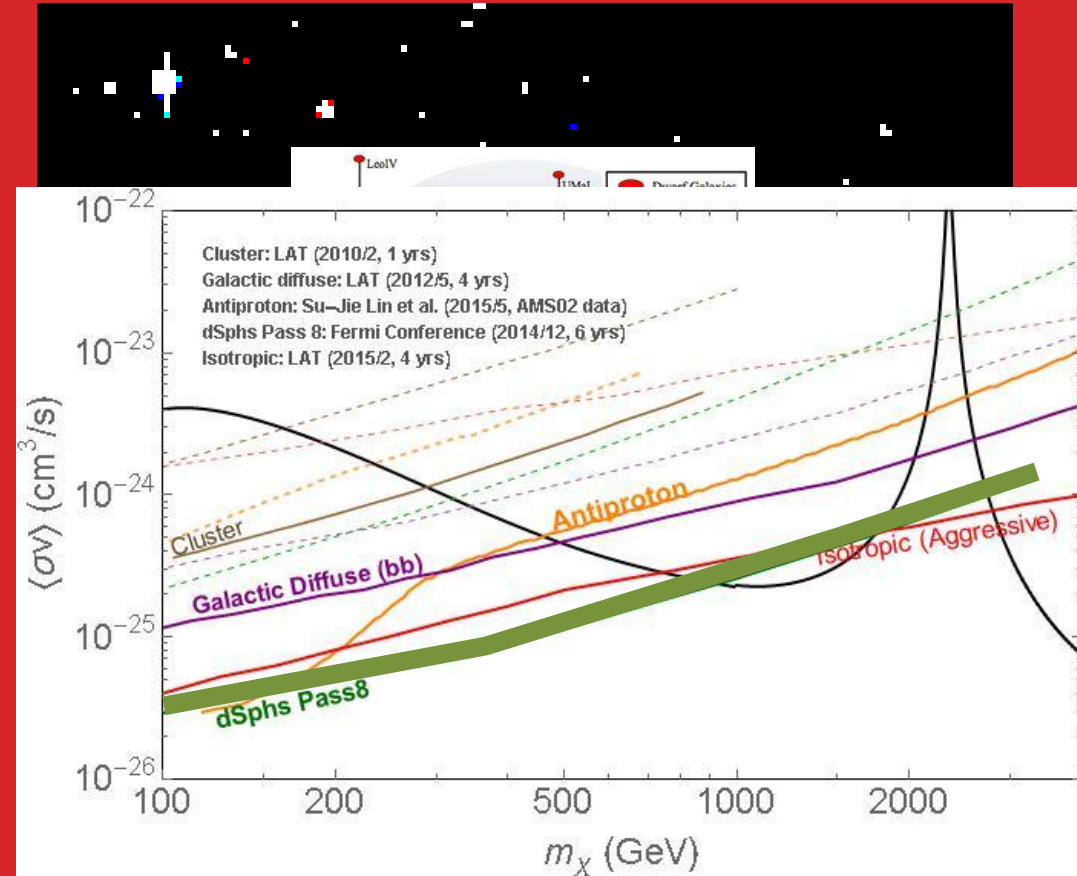
Current observational limit




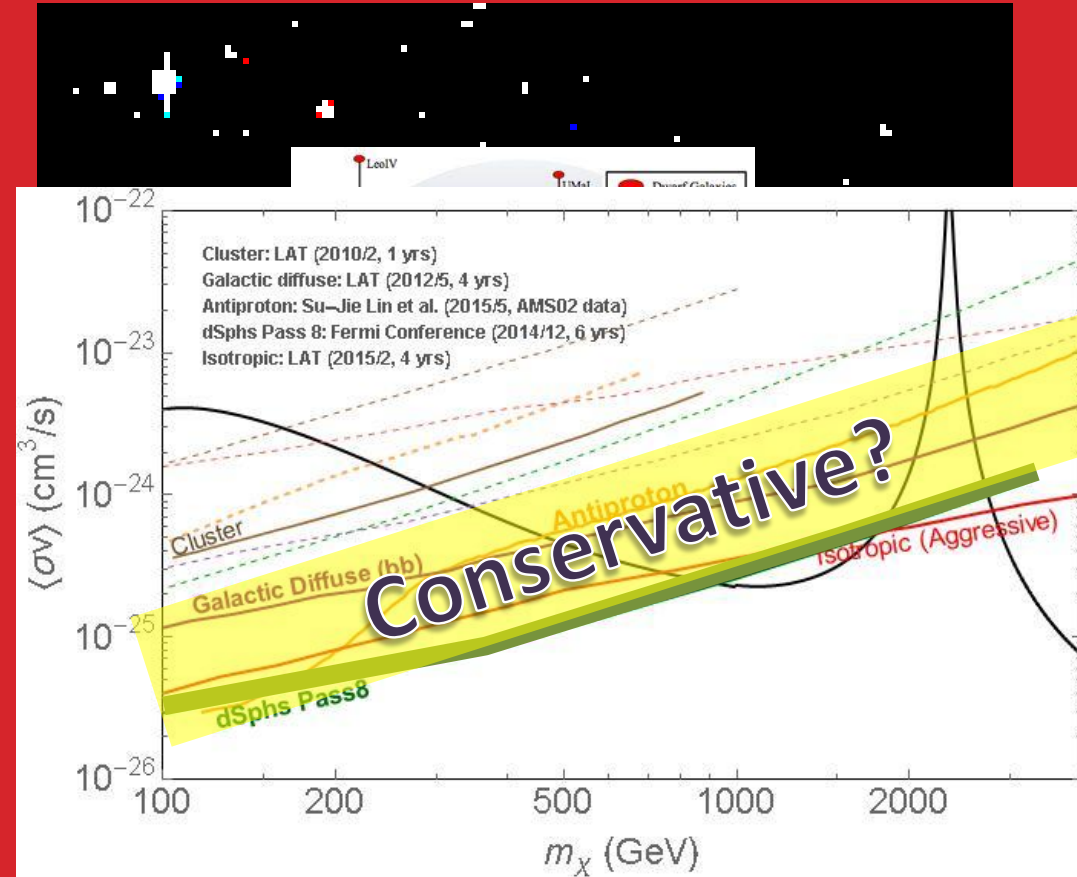
DSPHS



Current observational limit



Current observational limit



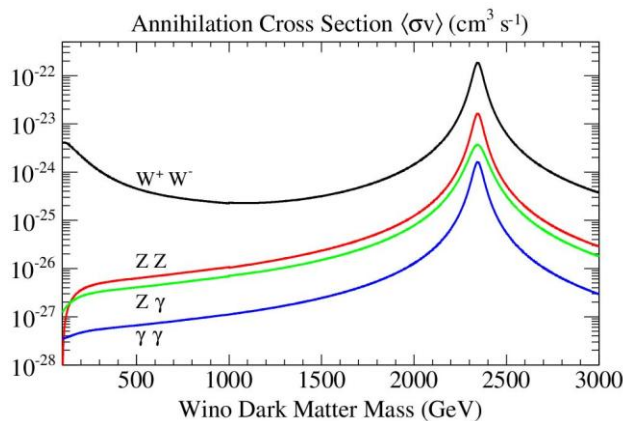
Signal Flux

$$\Phi(E, \Delta\Omega) = \left[\frac{\langle\sigma v\rangle}{8\pi m_{\tilde{w}}^2} \sum_f \text{Br}(\tilde{w}^0 \tilde{w}^0 \rightarrow f) \left(\frac{dN_\gamma}{dE} \right)_f \right] \left[\int_{\Delta\Omega} d\Omega \int_{l.o.s.} dl \rho^2(l, \Omega) \right]$$

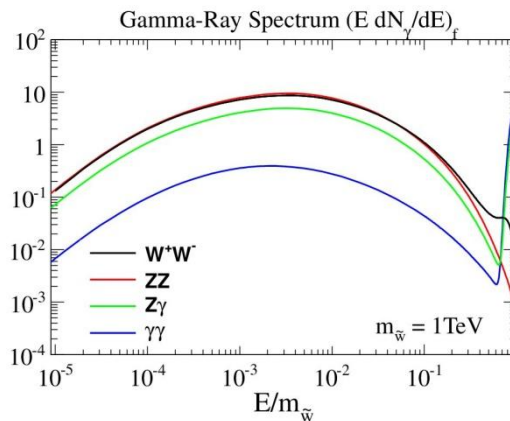
Particle Physics Factor

$f = WW, ZZ, \gamma\gamma, Z\gamma$ Error: 1-10 % level

Astrophysics Factor
(J-factor)



Hryczuk and Iengo (2012)
arXiv:1111.2916v4 [hep-ph]



Cirelli et al. (2012)
arXiv:1012.4515 [hep-ph]

Large uncertainty:
Next Slide

$$J \simeq \frac{1}{D^2} \int_{\text{Vol}} r^2 \rho^2(r) dr$$

Astrophysical Factor

DM Density profile

$$\rho(r) = \rho_s (r/r_s)^{-\gamma} [1 + (r/r_s)^\alpha]^{(\gamma-\beta)/\alpha}$$

$$\rho_s (r/r_s)^{-1} (1+r/r_s)^{-2} \quad \text{Cusp}$$

$$\rho_s (1+r/r_s)^{-1} (1+r/r_s)^{-2} \quad \text{Cored}$$

Stellar Density Profile: $v(r)$

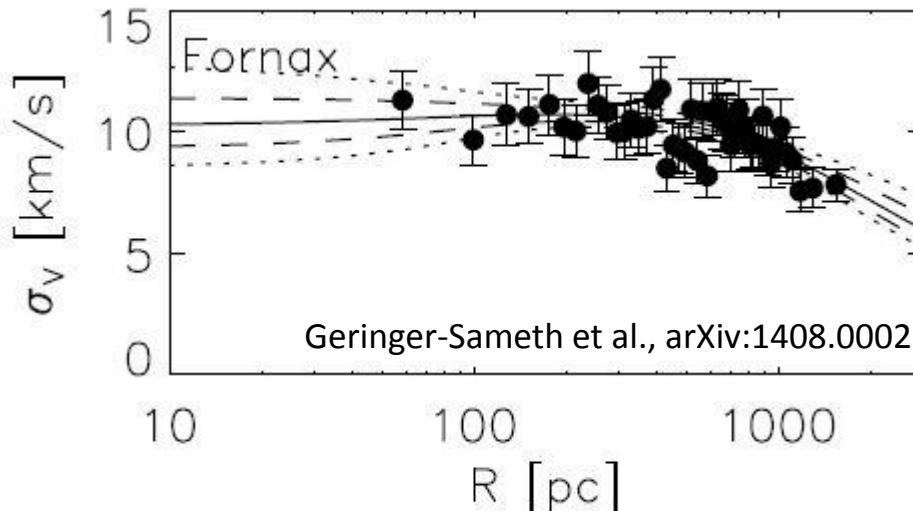
Jeans equation for stars

$$\frac{1}{\nu} \frac{d}{dr} (\nu \bar{v}_r^2) + 2 \frac{\beta(r) \bar{v}_r^2}{r} = - \frac{GM(r)}{r^2}$$

$$\sigma_{\text{l.o.s}}^2(\text{Theory})$$

Fit

$$\sigma_{\text{l.o.s}}^2(\text{obs})$$



$$P(\theta|D) \propto P(D|\theta)P(\theta)$$

$$\sim \prod_i^{\text{samples}} \exp \left[- \frac{(\sigma_{\text{obs}}^2(r_i) - \sigma_{\text{theory}}^2(r_i, \theta))^2}{2\delta^2} \right]$$

Astrophysical Factor

DM Density profile

$$\rho(r) = \rho_s (r/r_s)^{-\gamma} [1 + (r/r_s)^\alpha]^{(\gamma-\beta)/\alpha}$$

$$\rho_s (r/r_s)^{-1} (1+r/r_s)^{-2} \quad \text{Cusp}$$

$$\rho_s (1+r/r_s)^{-1} (1+r/r_s)^{-2} \quad \text{Cored}$$

Stellar Density Profile: $v(r)$

Jeans equation for stars

$$\frac{1}{\nu} \frac{d}{dr} (\nu \bar{v}_r^2) + 2 \frac{\beta(r) \bar{v}_r^2}{r} = -\frac{GM(r)}{r^2}$$

$\sigma_{\text{l.o.s}}^2$ (Theory)

$\sigma_{\text{l.o.s}}^2$ (obs)

Fit

		long. (deg.)	lat. (deg.)	dist. (kpc)	α_s (deg.)	$\log_{10}[J(0.5^\circ)/(\text{GeV}^2 \text{cm}^{-5} \text{sr})]$
Classical: Well-determined	Draco	86.4	34.7	76	$0.25^{+0.15}_{-0.09}$	18.8 ± 0.16
	Ursa Min.	105.0	44.8	76	$0.32^{+0.18}_{-0.12}$	18.8 ± 0.19
	Sculptor	287.5	-83.2	86	$0.25^{+0.25}_{-0.13}$	18.6 ± 0.18
	Sextans	243.5	42.3	86	$0.13^{+0.07}_{-0.05}$	18.4 ± 0.27
Ultra-faint: Not well-determined. Prior dependence	Segue 1	220.5	50.4	23	$0.40^{+0.86}_{-0.27}$	19.5 ± 0.29
	Ursa Maj. II	152.5	37.4	32	$0.32^{+0.48}_{-0.19}$	19.3 ± 0.28
	Willman 1	158.6	56.8	38	$0.25^{+0.54}_{-0.17}$	19.1 ± 0.31
	Coma B.	241.9	83.6	44	$0.25^{+0.54}_{-0.17}$	19.0 ± 0.25

Conservative?

Hidden Systematics...

- **Prior Bias?/Cut?**

$$P(\theta|D) \propto P(D|\theta)P(\theta)$$

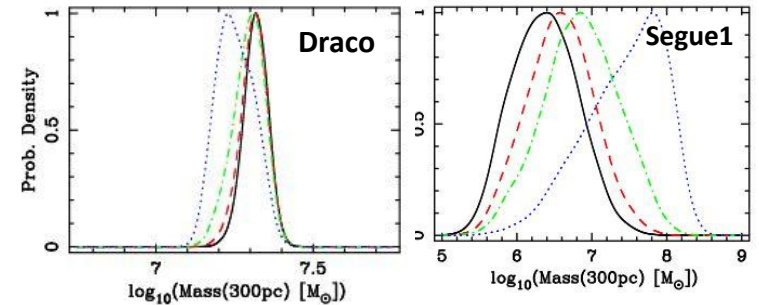
$$\sim \prod_i^{\text{samples}} \exp \left[-\frac{(\sigma_{\text{obs}}^2(r_i) - \sigma_{\text{theory}}^2(r_i, \theta))^2}{2\delta^2} \right]$$

$$\text{ex: } P(v_{\text{max}}) \propto v_{\text{max}}^{-n} dv_{\text{max}}$$

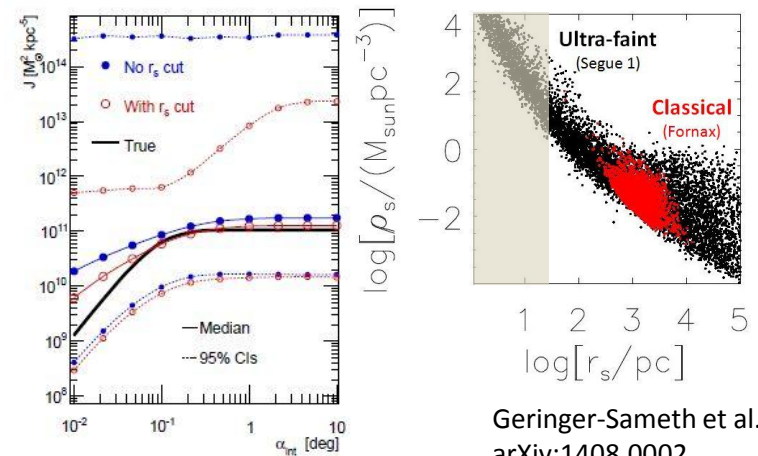
- **Non Spherical?**

=> 0.2~0.4 uncertainty

- Foreground Contamination?
- Member Star Sampling Bias?



Martinez et al., arXiv: 0902.4715



Bonnivard et al., arXiv: 1407.7822

Geringer-Sameth et al., arXiv:1408.0002

Hidden Systematics...

- Prior Bias?/Cut?

$$P(\theta|D) \propto P(D|\theta)P(\theta)$$

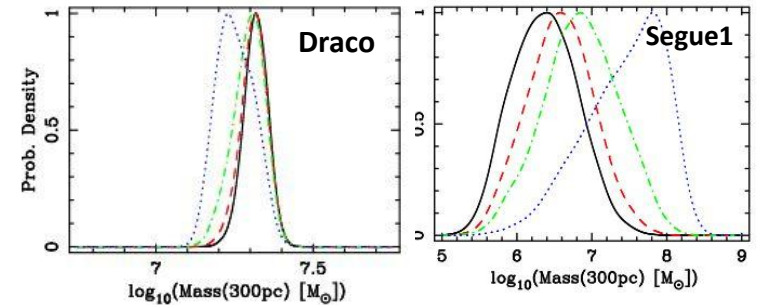
$$\sim \prod_i^{\text{samples}} \exp \left[-\frac{(\sigma_{\text{obs}}^2(r_i) - \sigma_{\text{theory}}^2(r_i, \theta))^2}{2\delta^2} \right]$$

ex: $P(v_{\text{max}}) \propto v_{\text{max}}^{-n} dv_{\text{max}}$

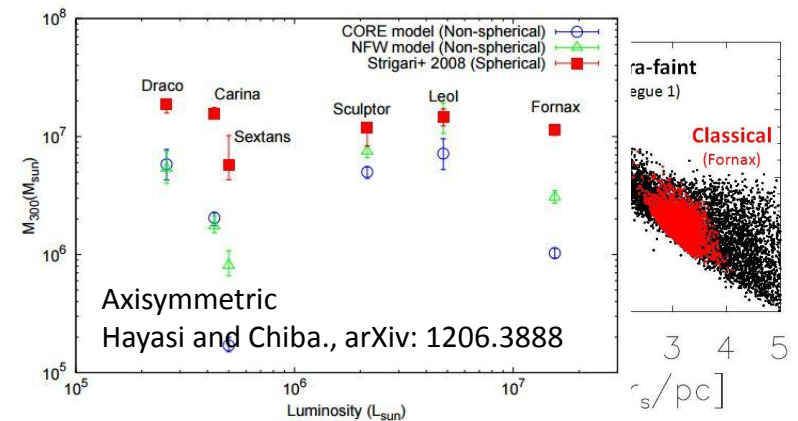
- Non Spherical?

=> 0.2~0.4 uncertainty

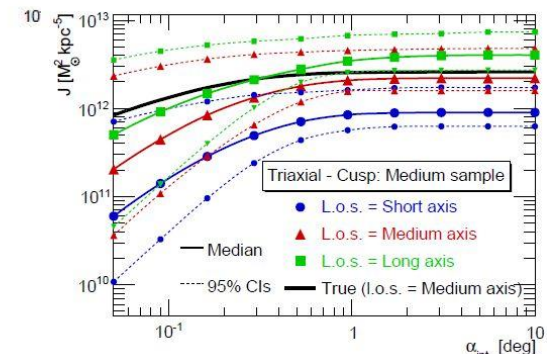
- Foreground Contamination?
- Member Star Sampling Bias?



Martinez et al., arXiv: 0902.4715



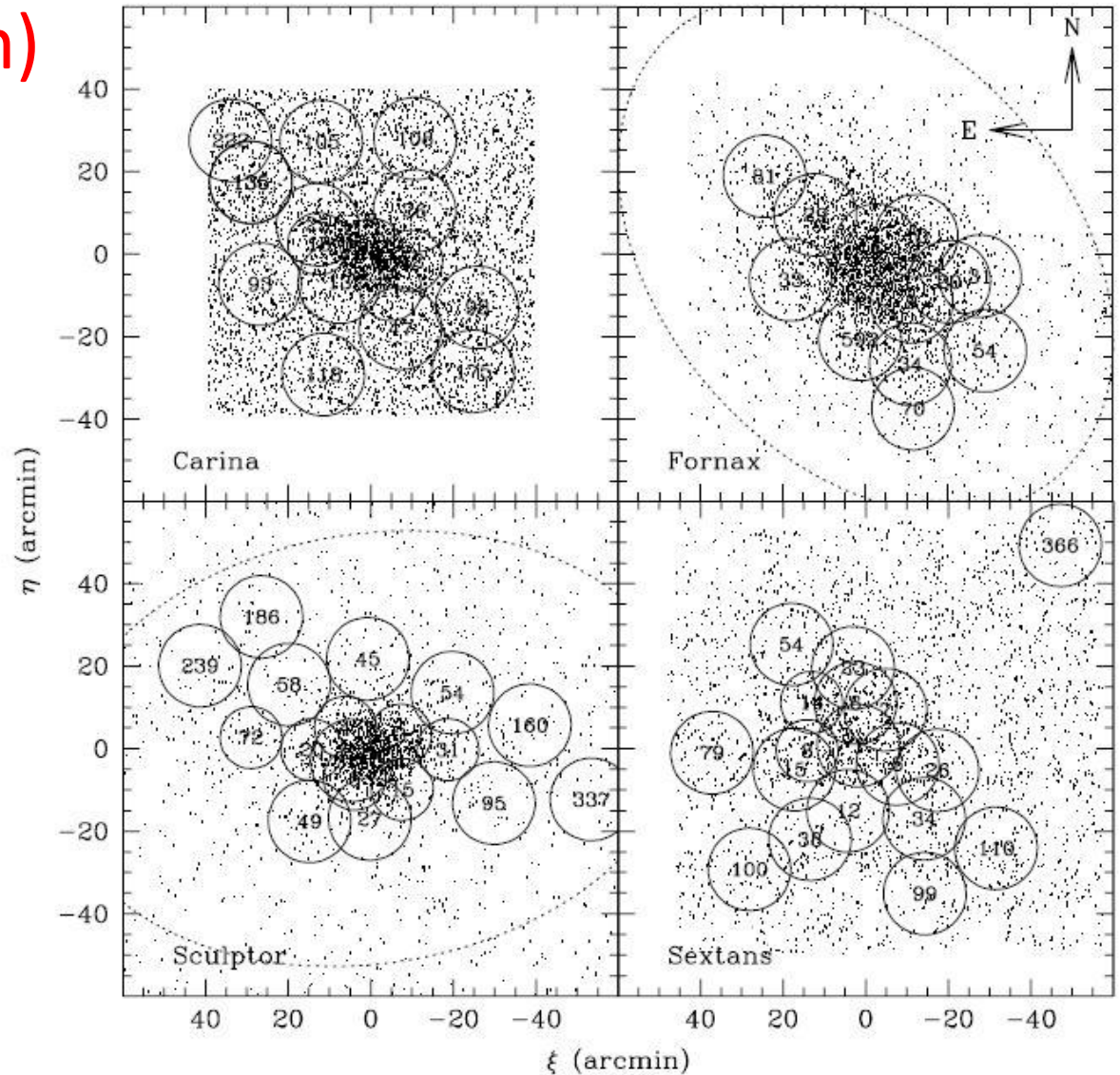


Axisymmetric
Hayashi and Chiba., arXiv: 1206.3888



Bonnivard et al., arXiv: 1407.7822

Prime Focus Spectroscopy

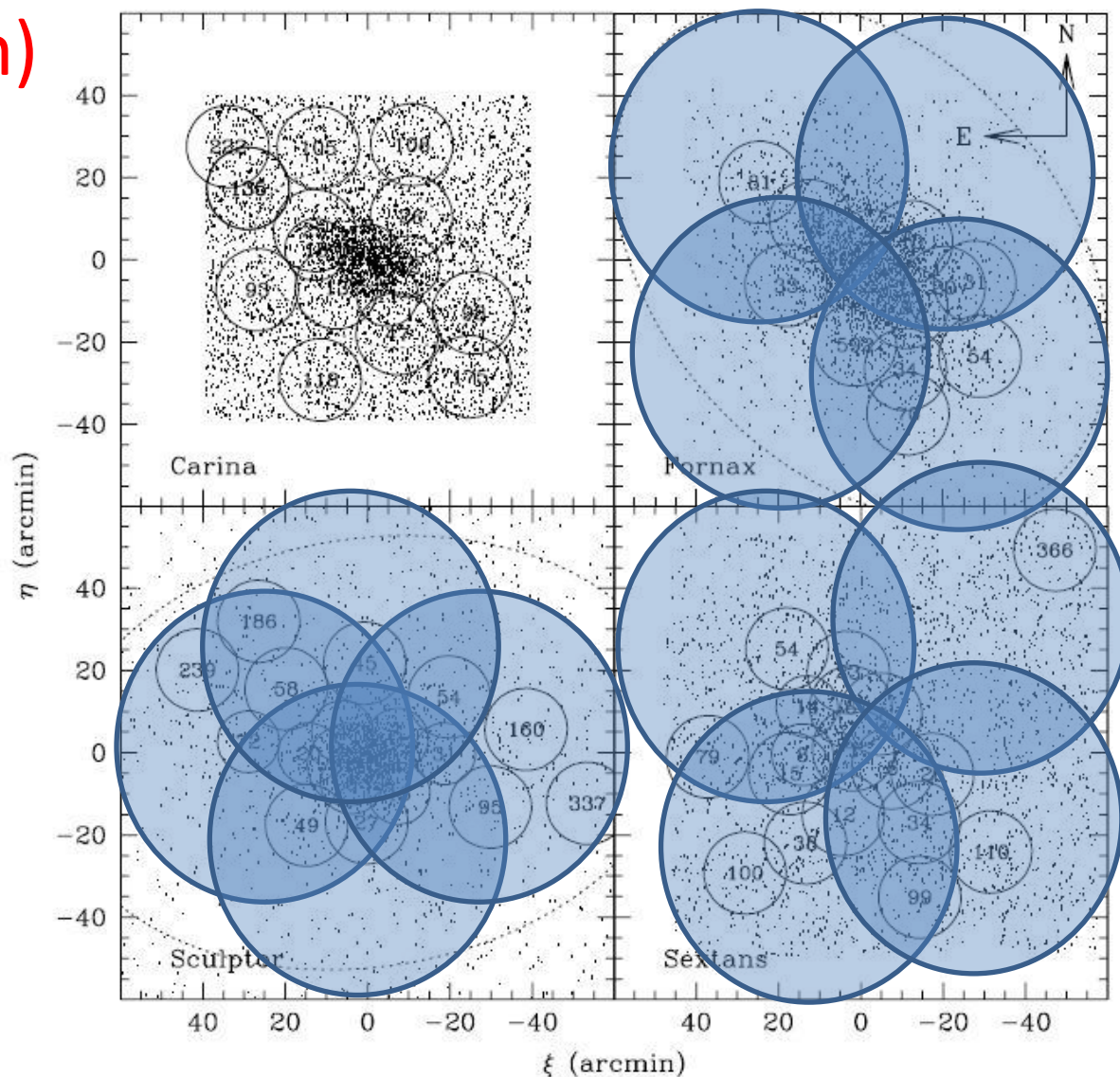

FoV 1.3 deg (diam)
with 2394 Fiber



MMFS (M. G. Walker et al., (2007))

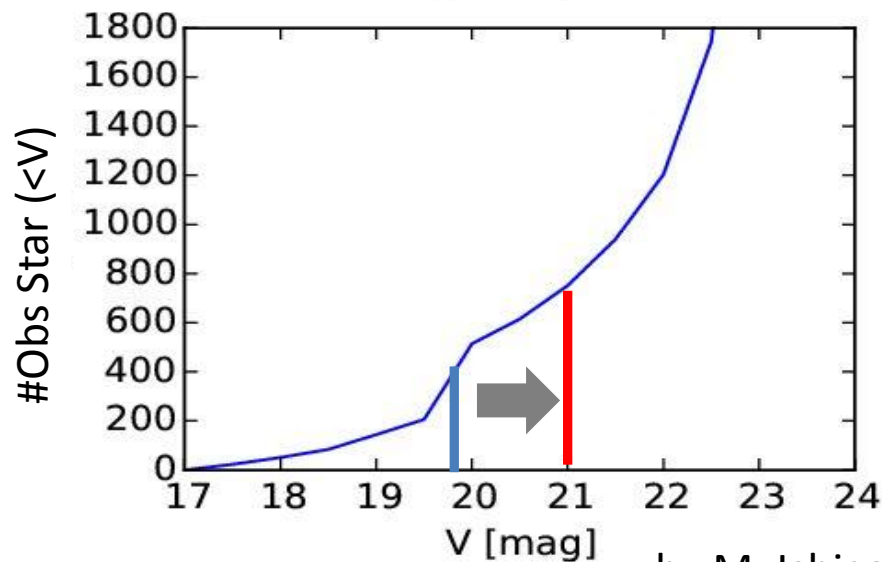
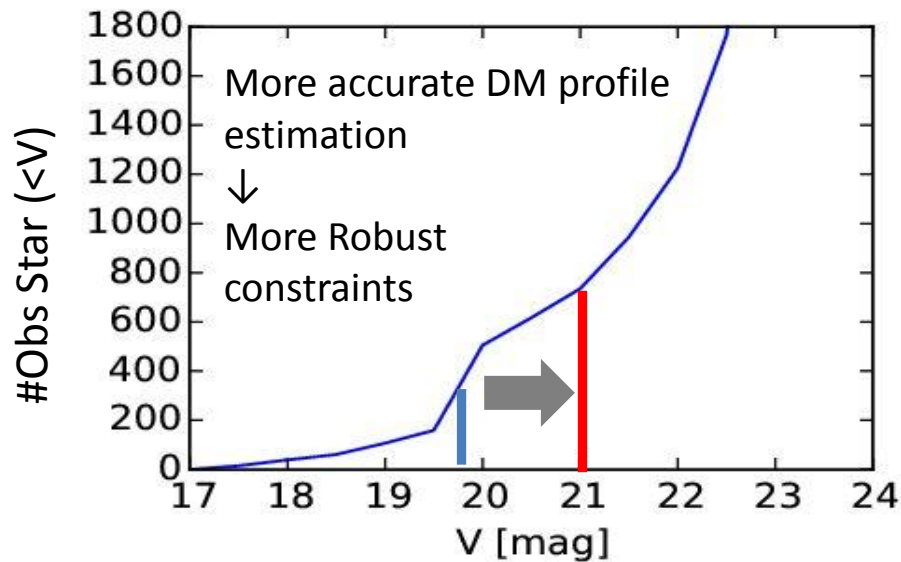
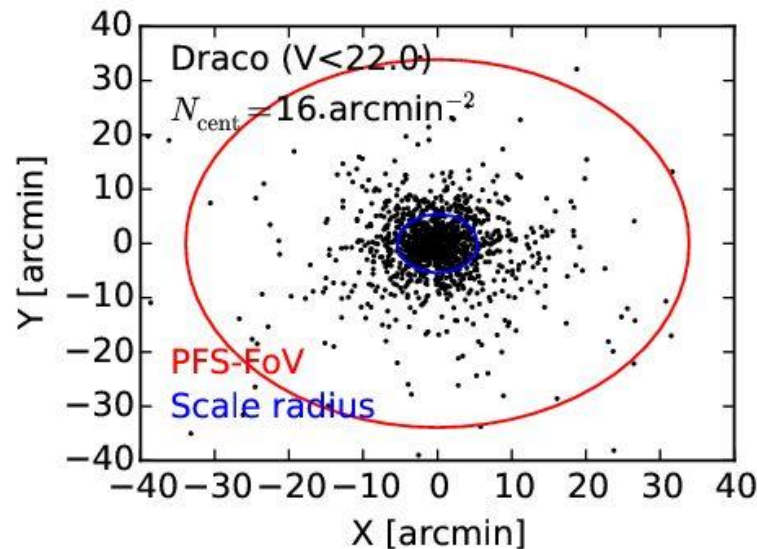
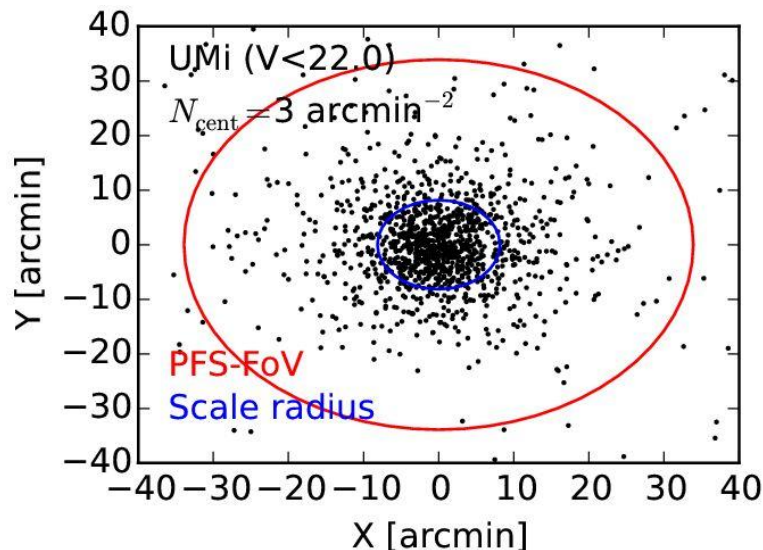
Prime Focus Spectroscopy

FoV **1.3 deg (diam)**
with **2394 Fiber**



MMFS (M. G. Walker et al., (2007))

Prime Focus Spectroscopy



Strategy

1. Mock Observable:

(R , v , Metallicity, Luminosity)

= dSph Stellar + Foreground

dSph Stellar Mock

⇒ Boltzmann Equation under DM profile

Foreground Mock

⇒ Besancon Model (Robin+ (2003))

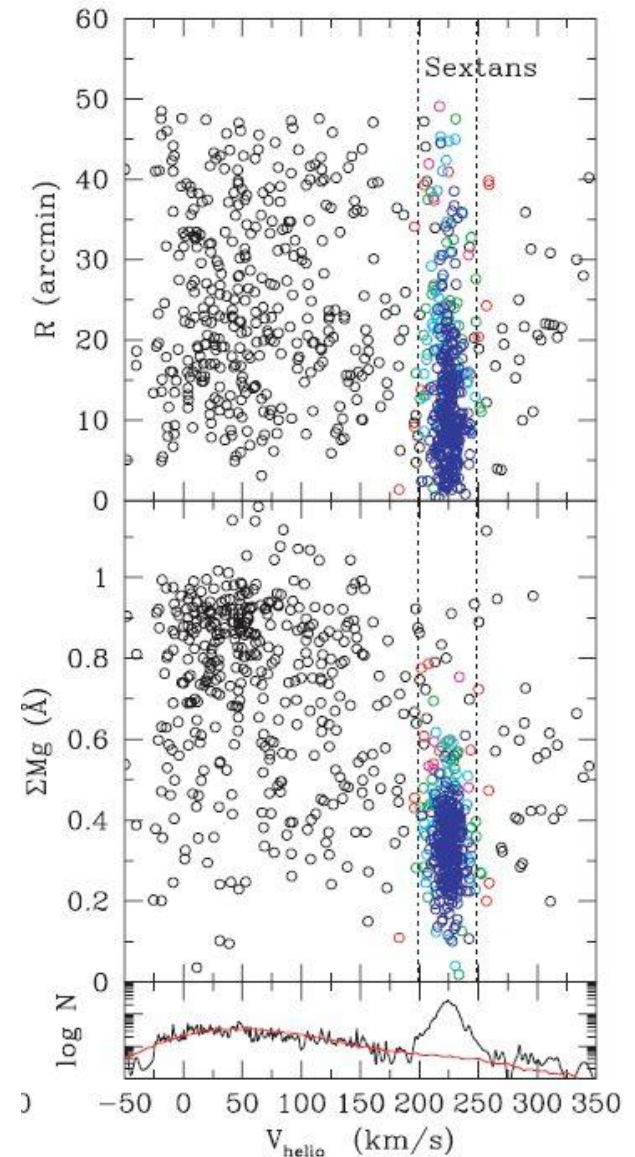
2. Detector Convolution:

⇒ 1. fix: $dv = 3.0 \text{ km/s}$

3. Fit:

(DM profile, anisotropy, dSph stellar profile, dSph v , foreground norm + metallicity)

⇒ Fit to (v, r) probability density.

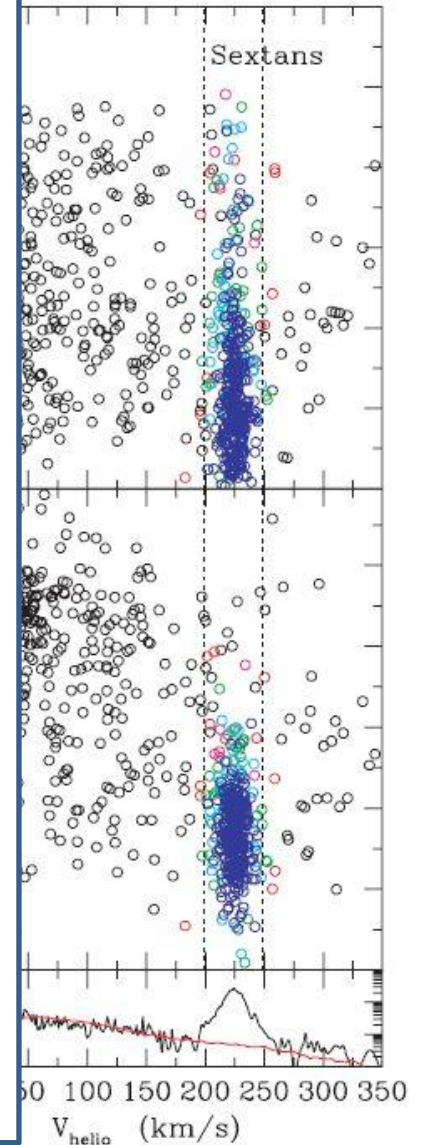
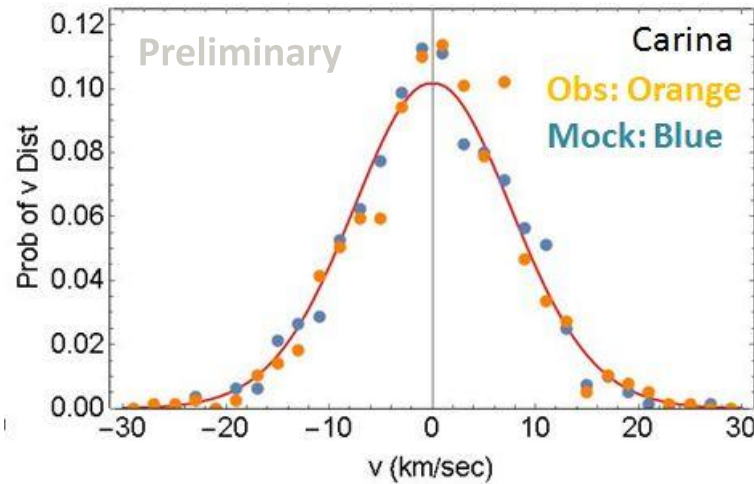
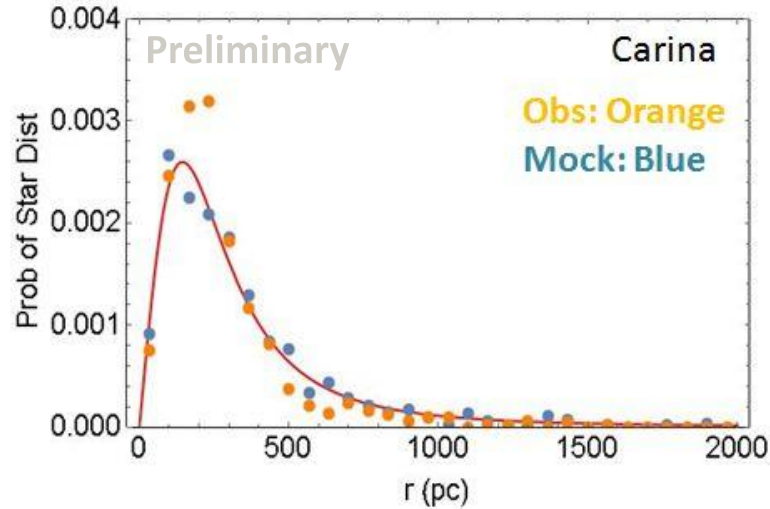


Strat

1. Mock Samples

$$\rho_{\text{DM}}(r), v_{\text{star}}(r) \Rightarrow f(r, v)$$

Cuddeford (1991)



1. Mod

(R, v, M

= dSph S

dSph Stella

⇒ Bolt

Foreground

⇒ Besa

2. Dete

⇒ 1. fix: dv

3. Fit:

(DM prof

dSph v, f

⇒ Fit to

Strat

Fit without Foreground

1. Model

(R , v , M)

= dSph S

dSph Stella

⇒ Bolt

Foreground

⇒ Besa

2. Detect

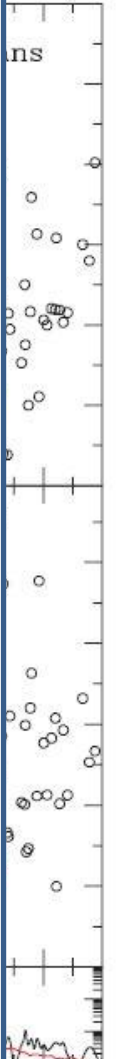
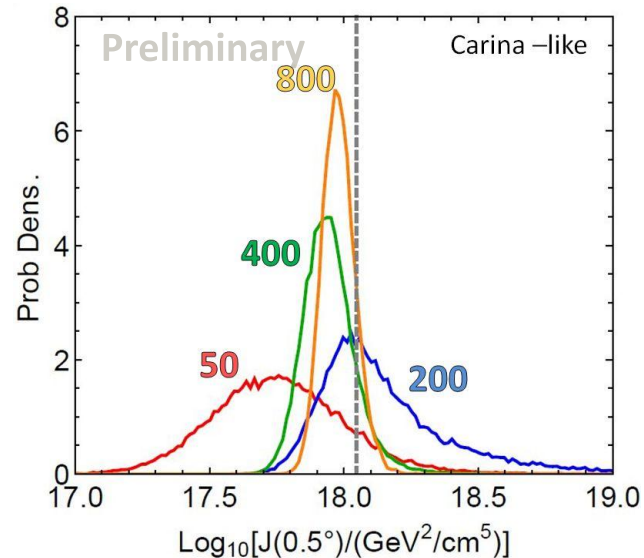
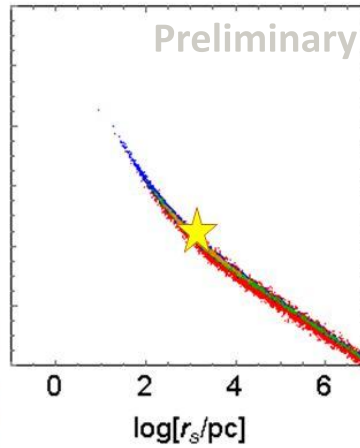
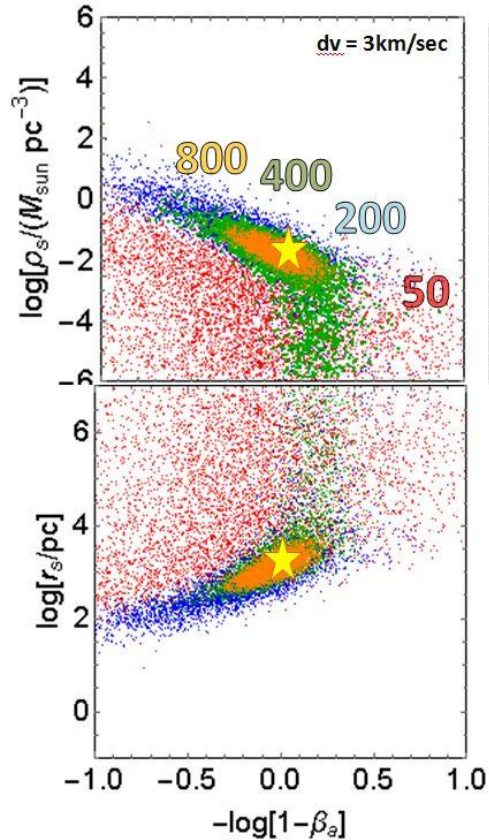
⇒ 1. fix: dv

3. Fit:

(DM prof

dSph v , f

⇒ Fit to



300 350

Strat

1. Mod

(R, v, M

= dSph S

dSph Stella

⇒ Bolt

Foreground

⇒ Besa

2. Dete

⇒ 1. fix: dv

3. Fit:

(DM prof

dSph v, f

⇒ Fit to

2. Foreground

Besancon Model

Robin+ (2003)

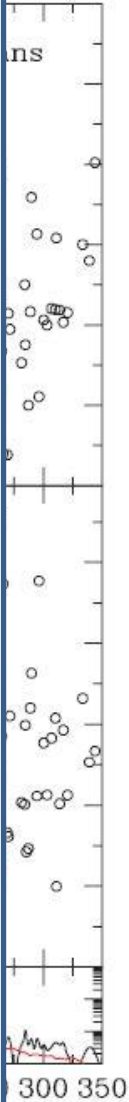
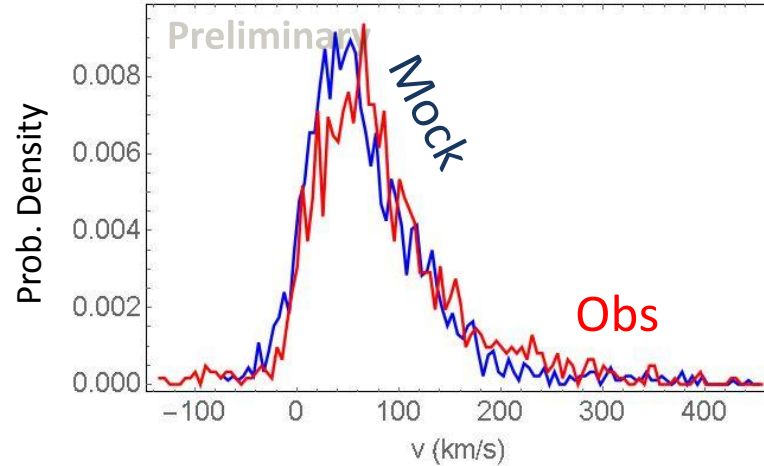
3. Fit

$$-2 \sum_i \ln(s f_{\text{Mem}}(v_i, R_i) + (1 - s) f_{\text{FG}}(v_i, R_i))$$

$$s = \frac{N_{\text{Mem}}}{N_{\text{Mem}} + N_{\text{FG}}}$$

$$f_{\text{Mem}}(v, R) = \frac{2\pi R \Sigma(R)}{\sqrt{2\pi\sigma^2(R)}} e^{-\frac{(v-v_{\text{Mem}})^2}{2\sigma^2(R)}}$$

$$f_{\text{FG}}(v, R) = 2\pi R N e^{-\frac{(v-v_0)^2}{2(\sigma_0(v-v_0)+\sigma_1)^2}}$$



Strat

1. Model

(R, v, M)

= dSph S

dSph Stella

⇒ Bolt

Foreground

⇒ Besa

2. Detection

⇒ 1. fix: dv

3. Fit:

(DM prof

dSph v, f

⇒ Fit to

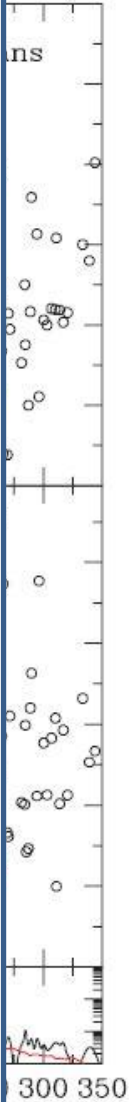
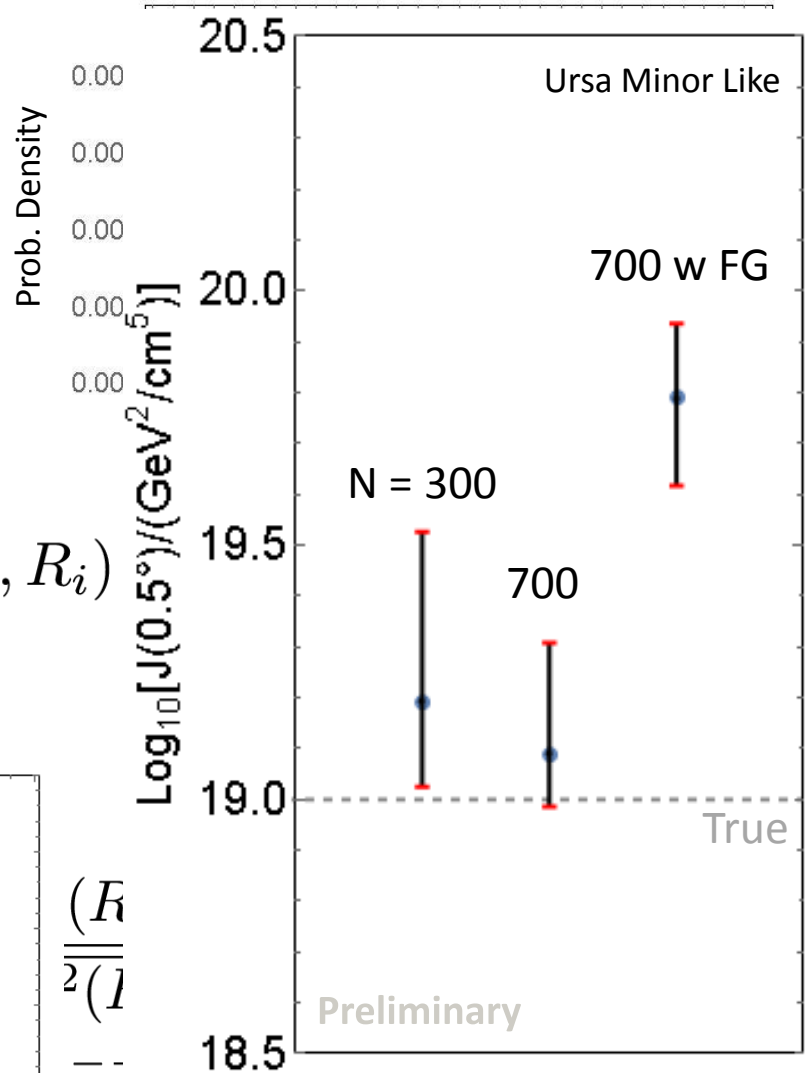
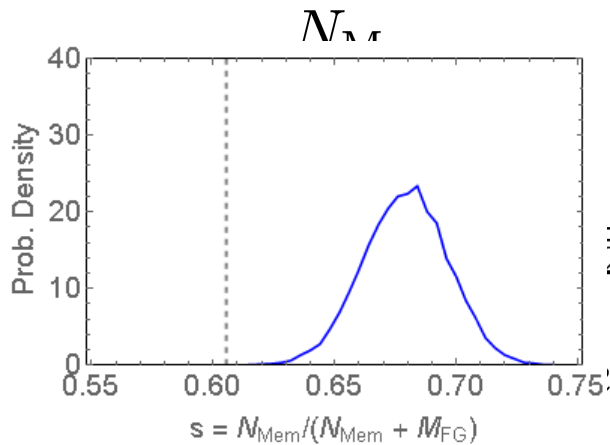
2. Foreground

Besancon Model

Robin+ (2003)

3. Fit

$$-2 \sum_i \ln(s f_{\text{Mem}}(v_i, R_i))$$



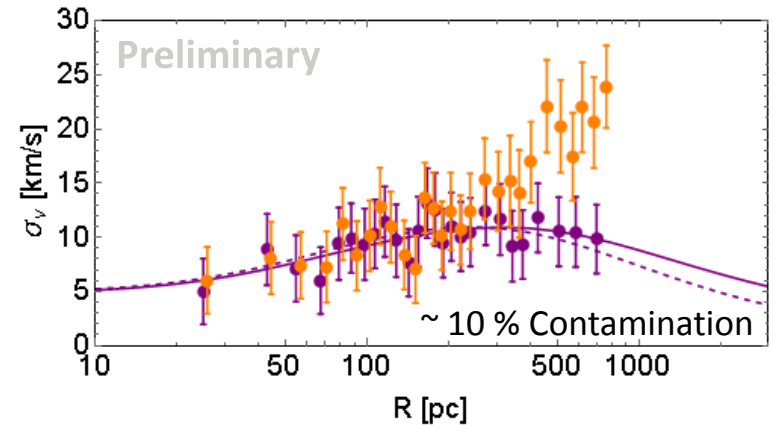
Foreground Contamination

Outer Region = FG dominant

How to Reduce FG stars?

Cut:

1. Velocity ... The most effective
2. Color... Not Bad
3. Chemical Component... Degenerate
4. Others?



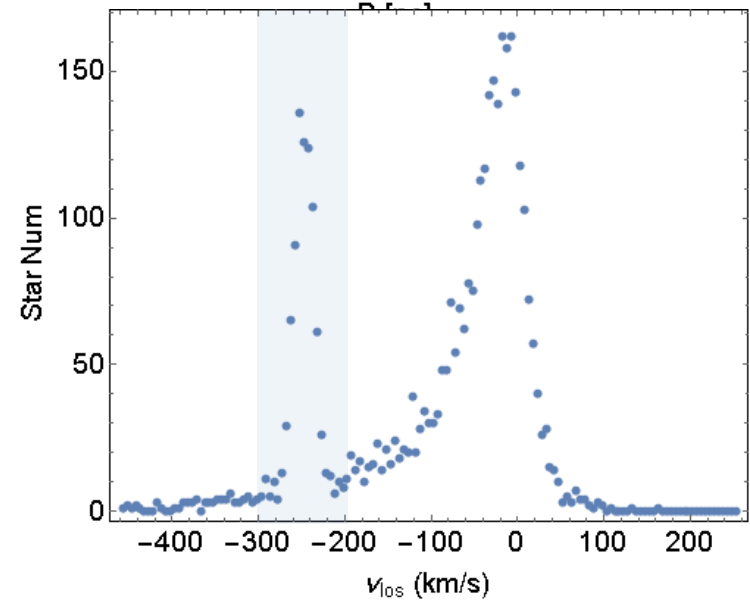
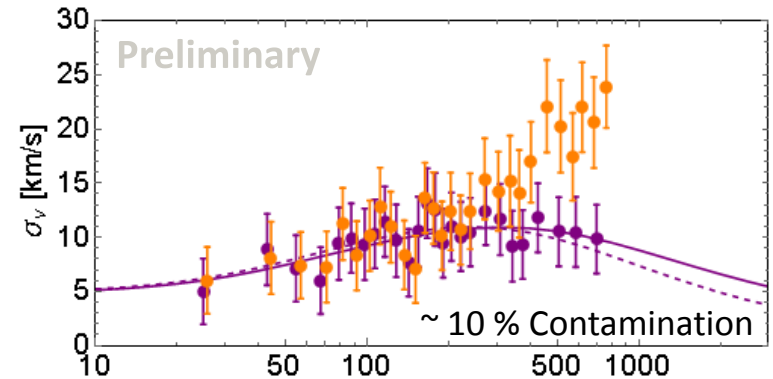
Foreground Contamination

Outer Region = FG dominant

How to Reduce FG stars?

Cut:

1. Velocity ... The most effective
2. Color... Not Bad
3. Chemical Component... Degenerate
4. Others?



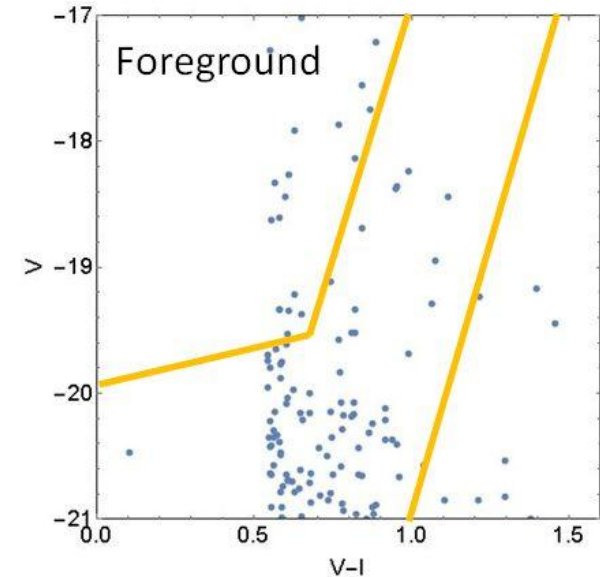
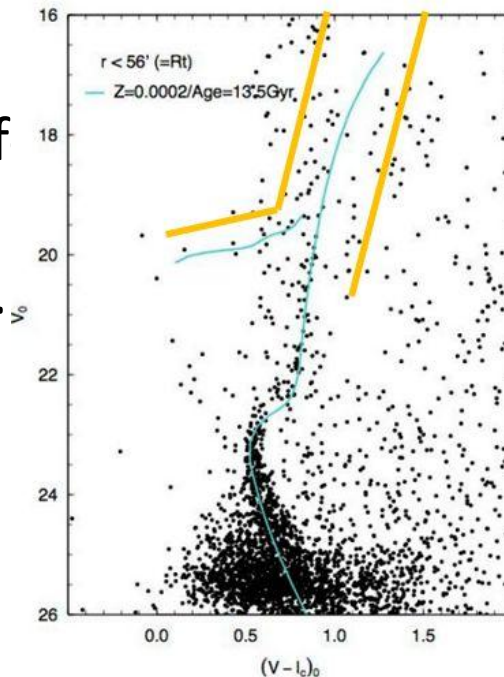
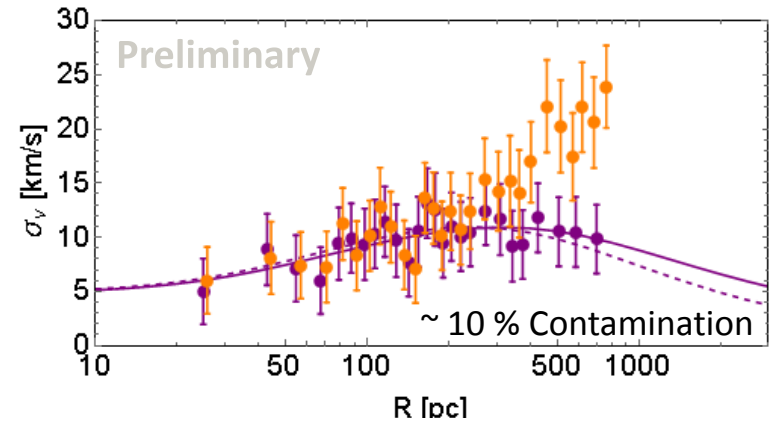
Foreground Contamination

Outer Region = FG dominant

How to Reduce FG stars?

Cut:

1. Velocity ... The most eff
2. Color... Not Bad
3. Chemical Component...
4. Others?



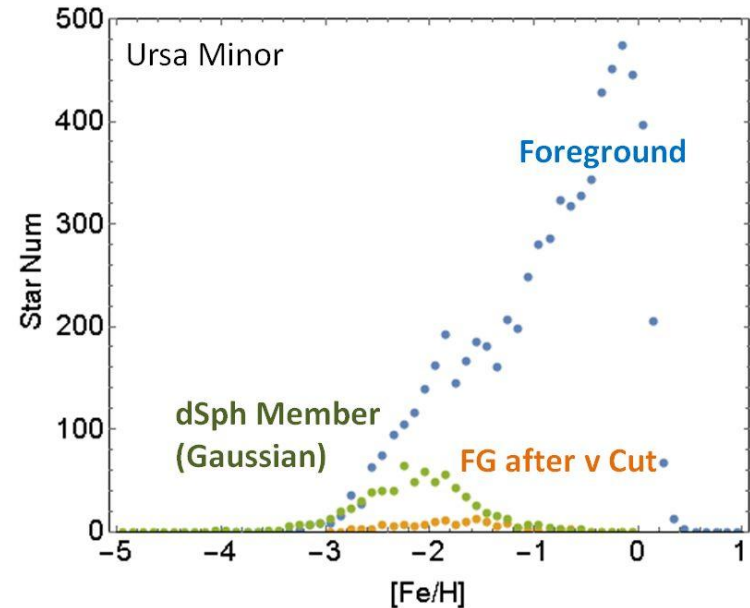
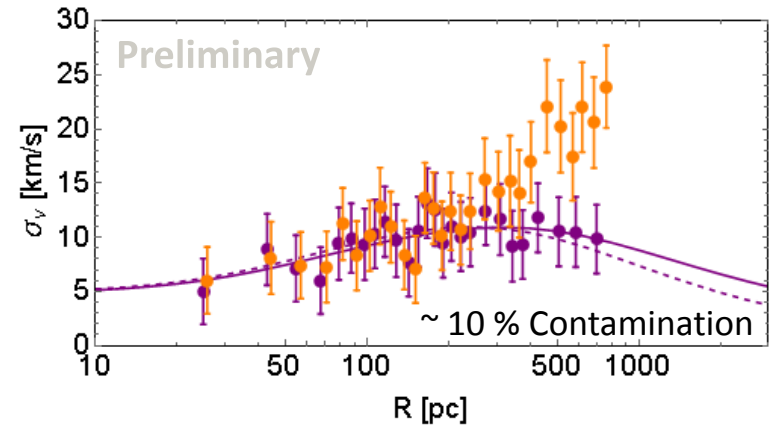
Foreground Contamination

Outer Region = FG dominant

How to Reduce FG stars?

Cut:

1. Velocity ... The most effective
2. Color... Not Bad
3. Chemical Component... Degenerate
4. Others?

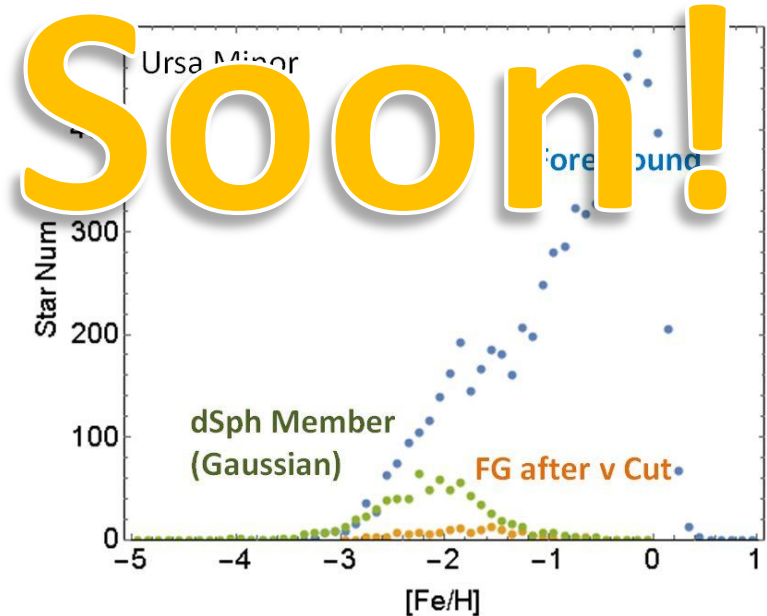
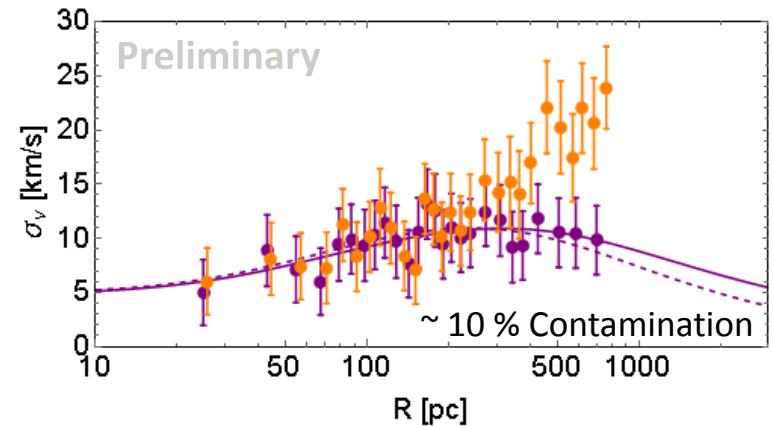


Foreground Contamination

Outer Region = FG dominant

How to Reduce FG stars?

- Cut.**
1. Velocity (the most effective)
 2. Color... Not Bad
 3. Chemical Component... Degenerate
 4. Others?



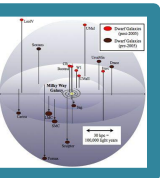
Summary

- Indirect detection is essential for DM search.
- Gamma-ray observation of dSph can give robust constraints on the DM annihilation cross section.
- Investigation of stellar kinematics is important.
- PFS will play a crucial role.

Thank You !

Koji Ichikawa

In collaboration with
Kohei Hayashi , Masahiro Ibe, Miho N. Ishigaki,
Shigeki Matsumoto and Hajime Sugai.



Back up

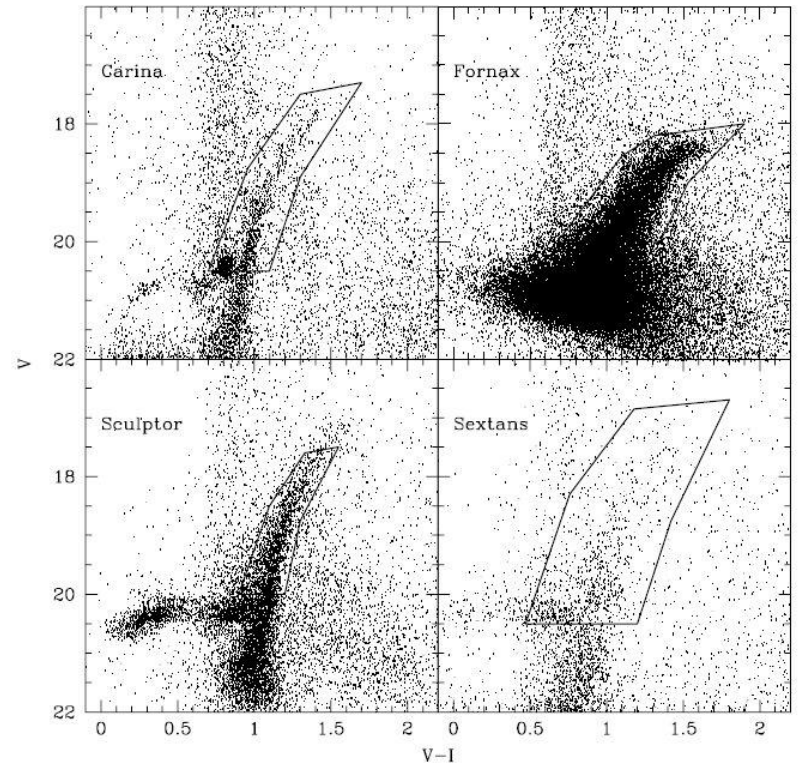
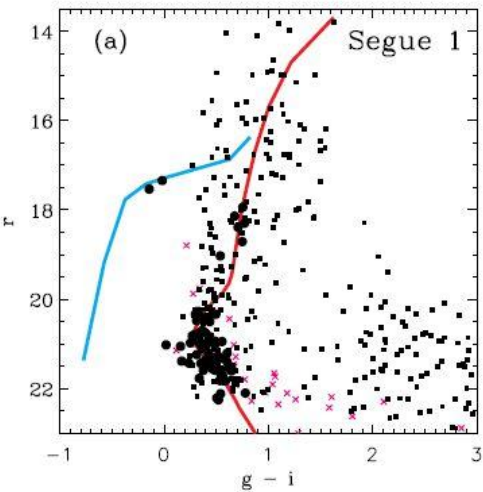
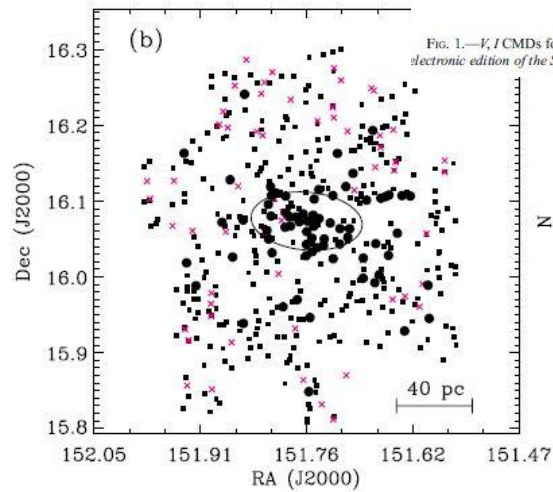


FIG. 1.— V , I CMDs for the four dSph's observed with MMFS. Stars enclosed by polygons are considered red giant candidates and eligible MMFS targets. [See the electronic edition of the Supplement for a color version of this figure.]

M. G. Walker et al., (2007)



J. D. Simon et al., (2011)



Spectrograph	MMFS	Hectochelle	DEIMOS	FLAMES +GIRAFFE	PFS
Telescope Caliber [m]	Magellan/Caly 6.5	MMT 6.5	Keck 10	VLT 8.2	Subaru 8.2
FoV (diam) [arcmin] [deg]	20 0.33	60 1.0	5×16.6 (rectangle)	25 0.42	78 1.3
Resolution R Range [\AA]	Blue: 25000 Red: 20000 Blue: 3200-5000 Red: 4900-10000	25000 3800 - 9000	6000 6500-9000	6500 8180-9375	2500-5000 3800-12600
Fibler	Blue: 128 Red: 128	224	Slits	130	2394
dSphs	7 Classics	Leo I, V	8 UFs	Hercules, Bootes I	—
Refs	URL1 , URL2	URL1 , URL2	URL1	[8] [9]	URL1