

PICO-LON dark matter search project

Ken-Ichi Fushimi

1. Outline
2. Purification of NaI powder
3. Low BG measurement in Kamioka
4. Summary and future prospect

Supported by

JSPS Grant-in-Aid for Scientific Research (B) 24340055

JSPS Grant-in-Aid for Scientific Research on Innovative Areas 26104008

Nogami Fund (RCNP Osaka University)



PICO-LON Collaboration

- Tokushima University
 - K.Fushimi, G.Kanzaki, R.Orito
- Osaka University
 - H.Ejiri, T.Shima, S.Umehara, S.Yoshida
- Osaka Sangyo University
 - R.Hazama
- Kavli IPMU Tokyo University (WPI)
 - A.Kozlov, Y.Takemoto
- Tohoku University
 - K.Inoue, H.Ikeda, Y.Teraoka
- I.S.C. Lab.
 - K.Imagawa, K.Yasuda

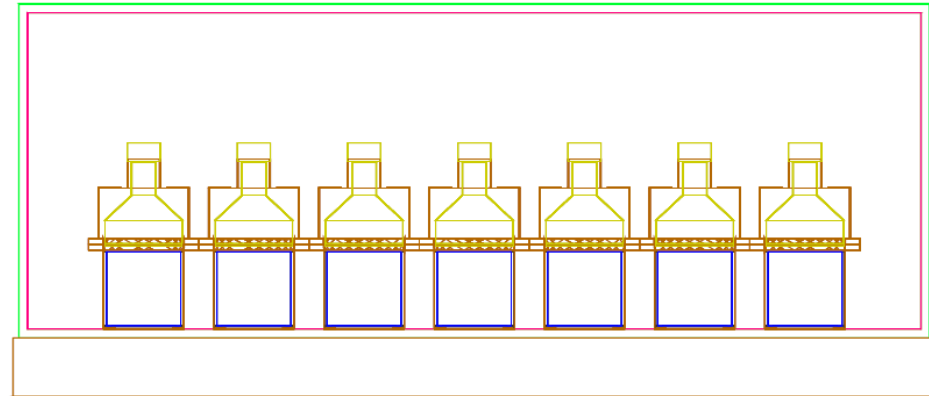


PICO-LON for WIMPs search

- **P**ure
- **I**norganic
- **C**rystal
- **O**bservatory for
- **L**ow-
background
- **N**eutr(al)ino
- High selectivity
- Background reduction
- Sensitive to
- Elastic scattering (SI+SD)
- Inelastic scattering (SD)
- Study the interaction type of WIMPs

Outline of PICO-LON project

- **Search for dark matter by 250 kg NaI(Tl)**
 - Test the annual modulation signal (DAMA/LIBRA)
 - Detection of dark matter candidates
 - 42 modules of 5 inch ϕ \times 5 inch NaI(Tl)
 - Simple detector design
- **Present status**
 - Performance test of single module
 - Purification of NaI powder
 - Low BG measurement by single module
 - Material selection



NaI(Tl) purification

	DAMA	DM-Ice	Ingot 23 (2013)	Goal of PICO-LON
^{nat}K (ppb)	<20	660	Not yet (<100)	<20
^{232}Th (ppt)	0.5-0.7	2.5	3.3 ± 2.0	<4
^{238}U (ppt)	0.7-10	1.4	5.4 ± 0.9	<10
^{210}Pb ($\mu\text{Bq/kg}$)	5-30	1470	58 ± 26	< 5

- U-chain: 1ppt= 12.3 $\mu\text{Bq/kg}$
- Th-chain: 1ppt= 4.0 $\mu\text{Bq/kg}$
- ^{210}Pb : 1ppt=2.5kBq/kg

DAMA: NIM A592 (2008) 297.

DM-ICE: Phys. Rev. D90 (2014) 092005.

Purification of NaI powder

- Purification of NaI powder
 - Selection of cation exchange resin
 - Cation exchange resin for Pb reduction
 - Optimization of purification condition

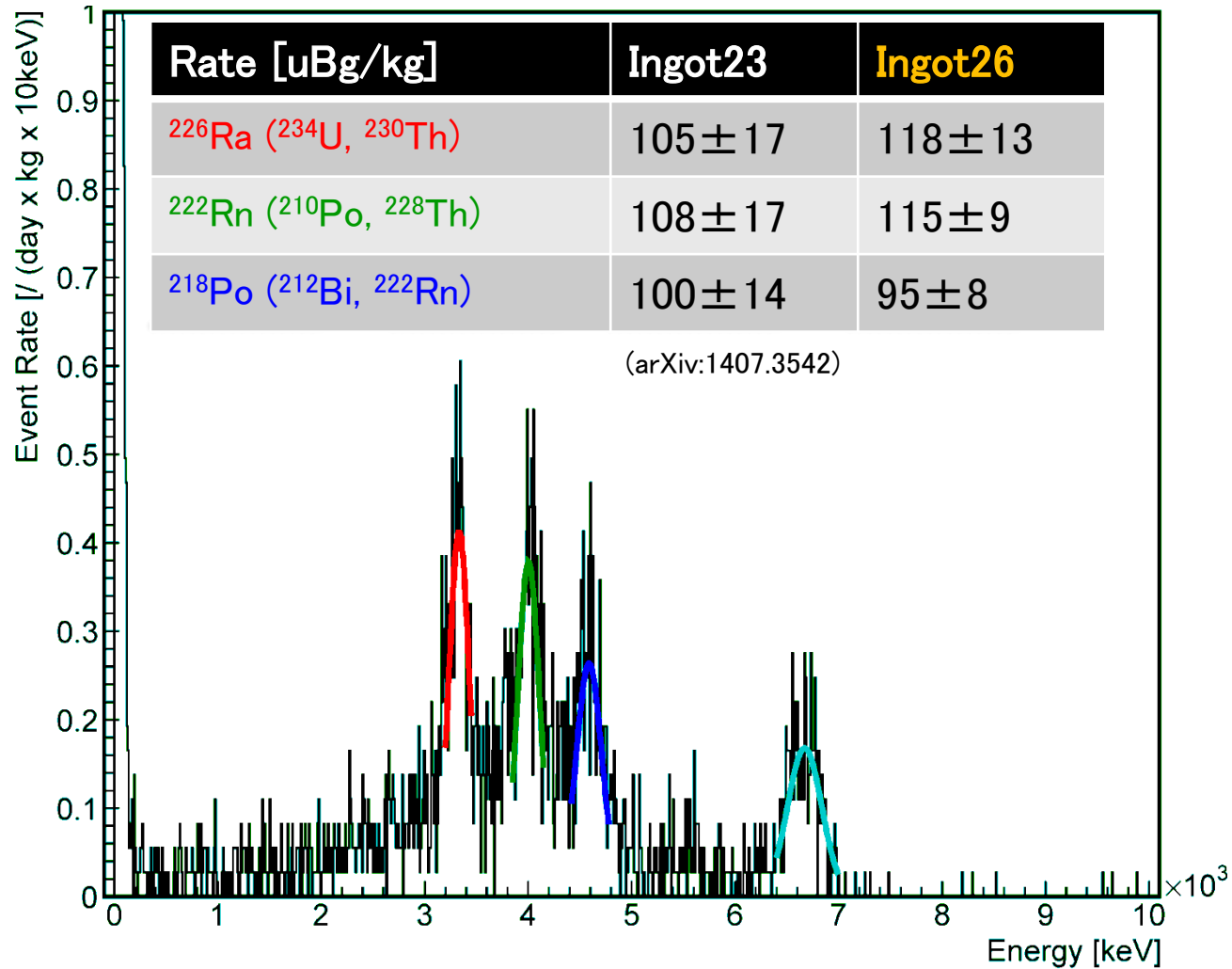
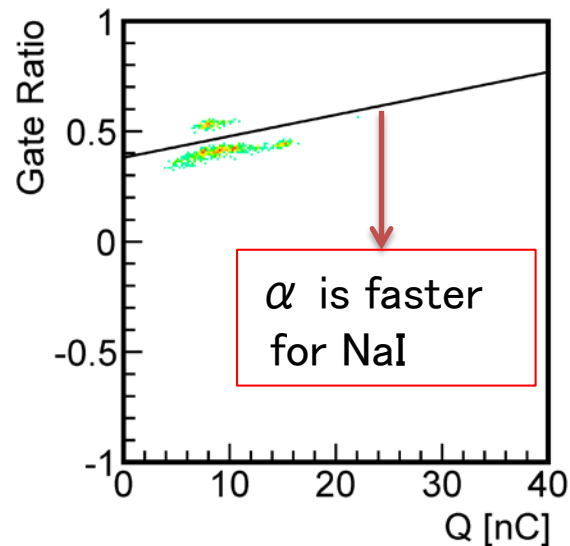
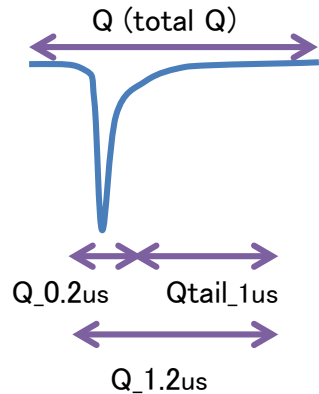
- Low BG measurement
 - Selection of surrounding materials
 - Measurement in Kamioka Underground Laboratory



Alpha ray intensity ^{210}Pb was removed!

Double-Gate PSD is applied

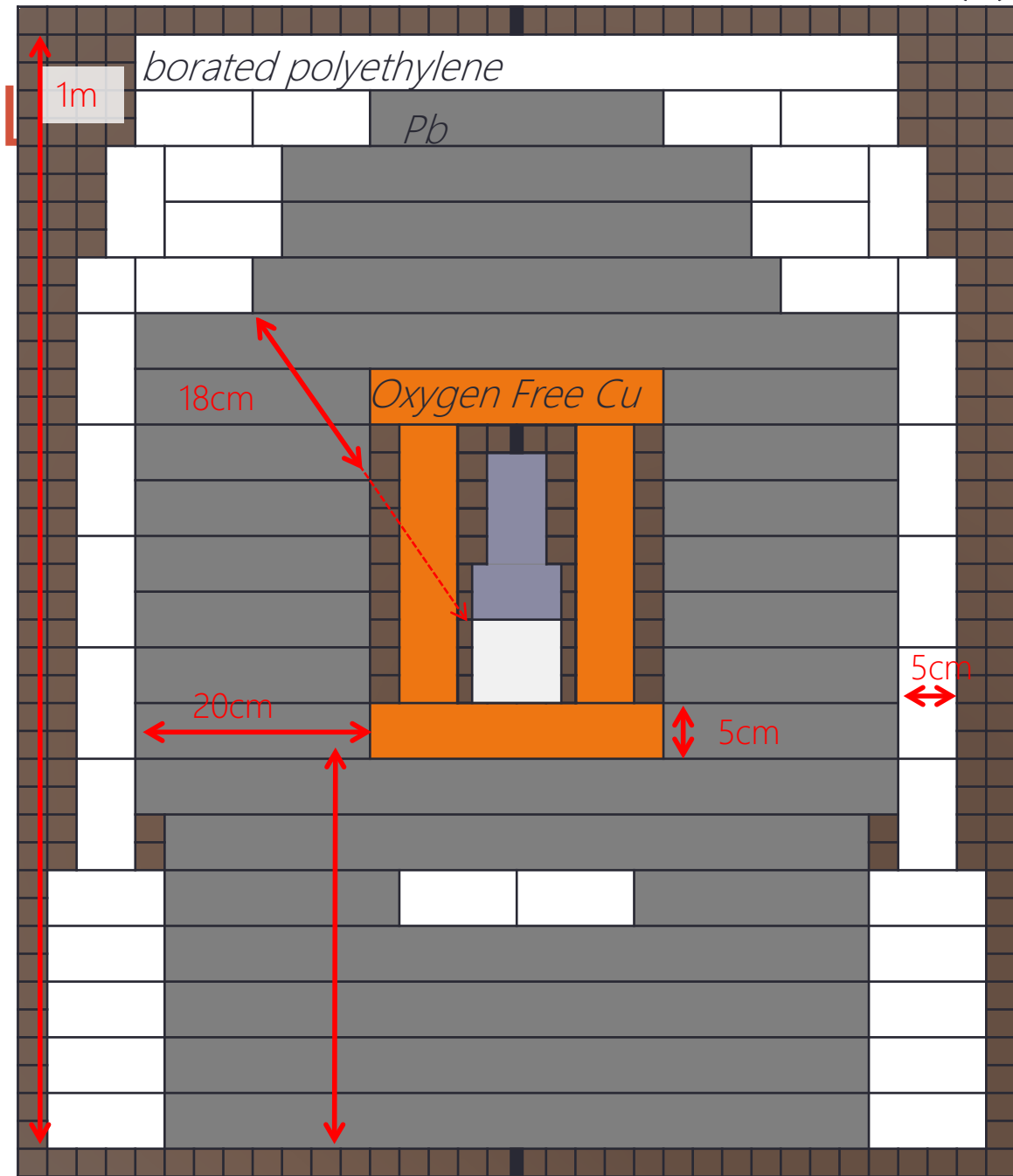
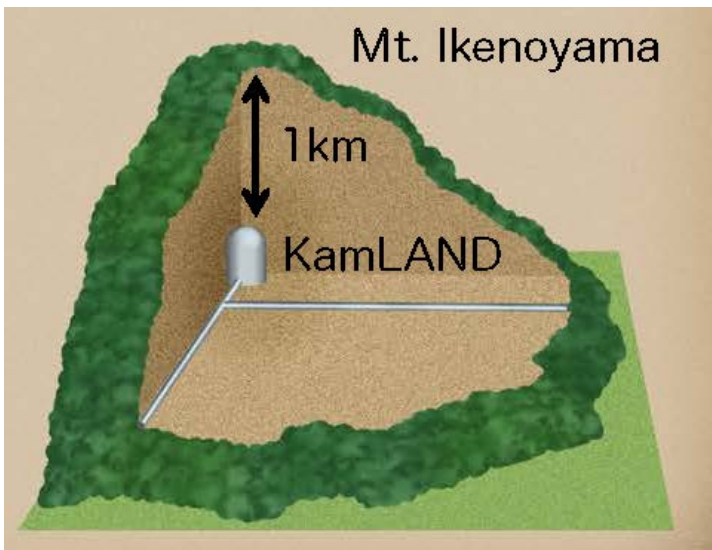
$$\text{Gate Ratio} = \frac{Q_{\text{tail}_1\mu\text{s}}}{Q_{1.2\mu\text{s}}}$$



α background rate is consistent to Ingot23.
A reduction method is under investigation.

Low BG measurement at Kamioka

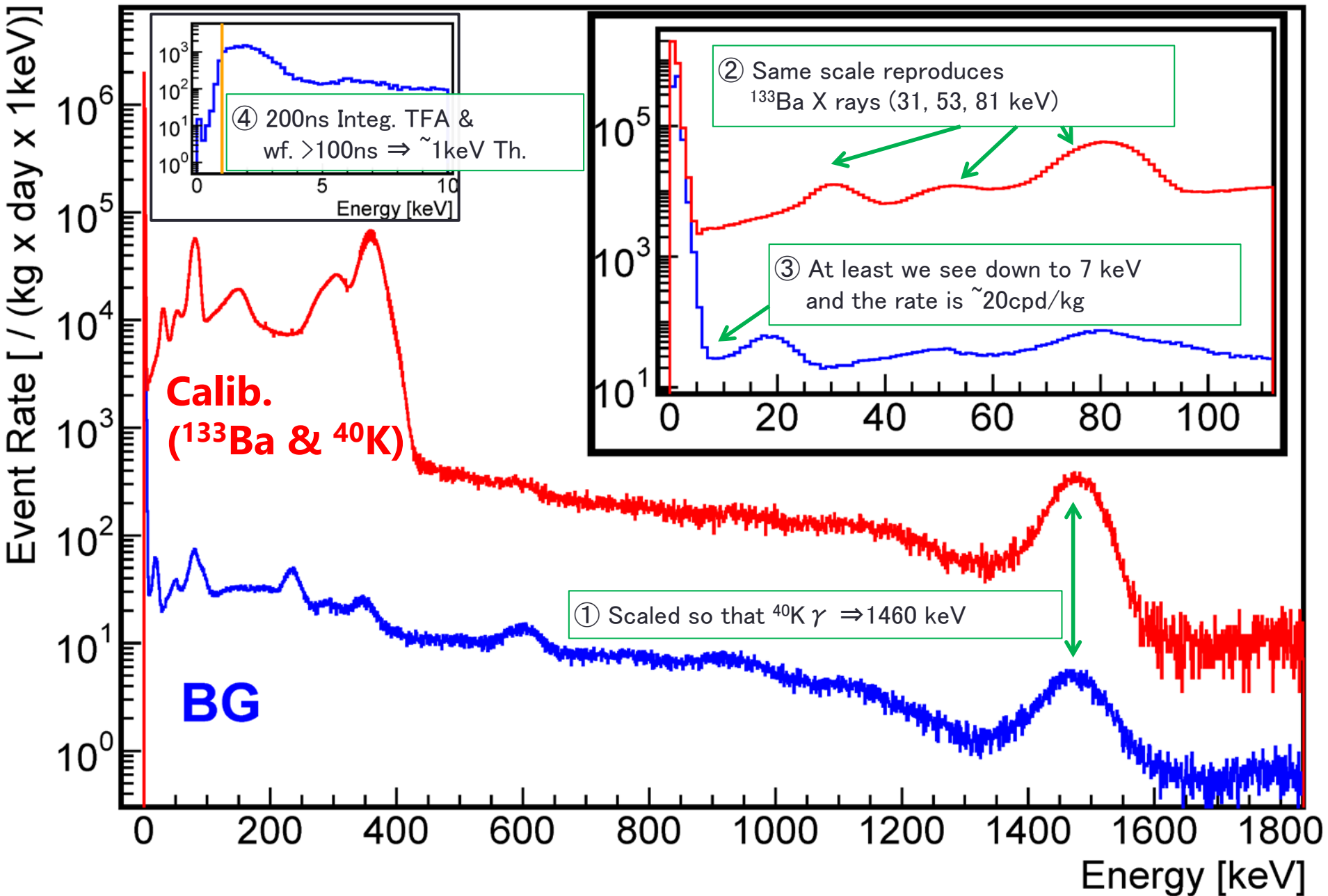
5 cm \longleftrightarrow

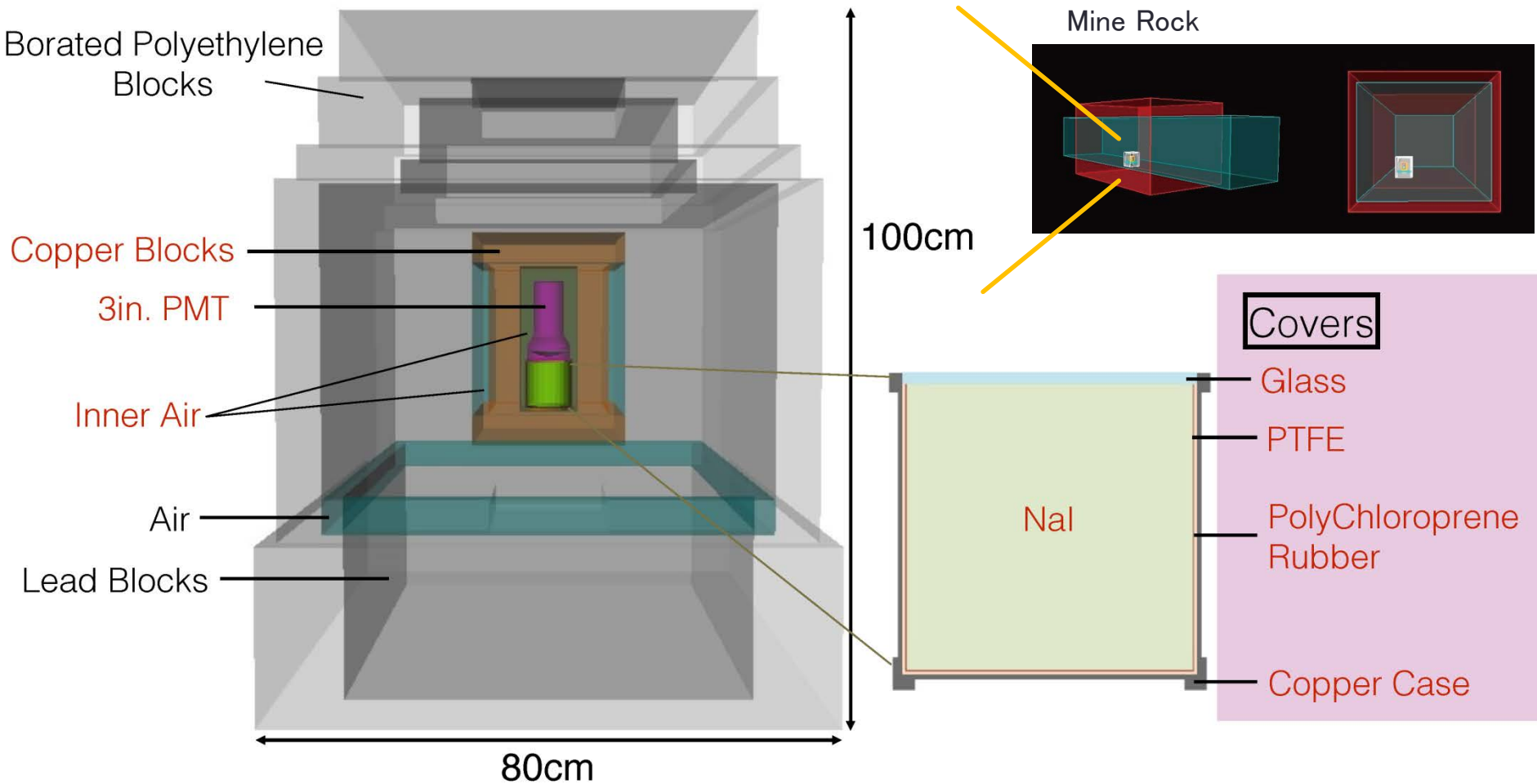


- **Shielding**
 - 2700m.w.e rock
 - Cosmic ray, 10^{-5}
 - 5cm+ B-PE
 - Neutrons
 - 18cm+ High purity Pb
 - External γ
 - 5cm+ OFC (8 yr. UG)
 - γ from Pb
- **Rn purge**
 - G1 GN2 2l/min in the most inner region

Preliminary result.

~25.2days x 1.2kg exposure





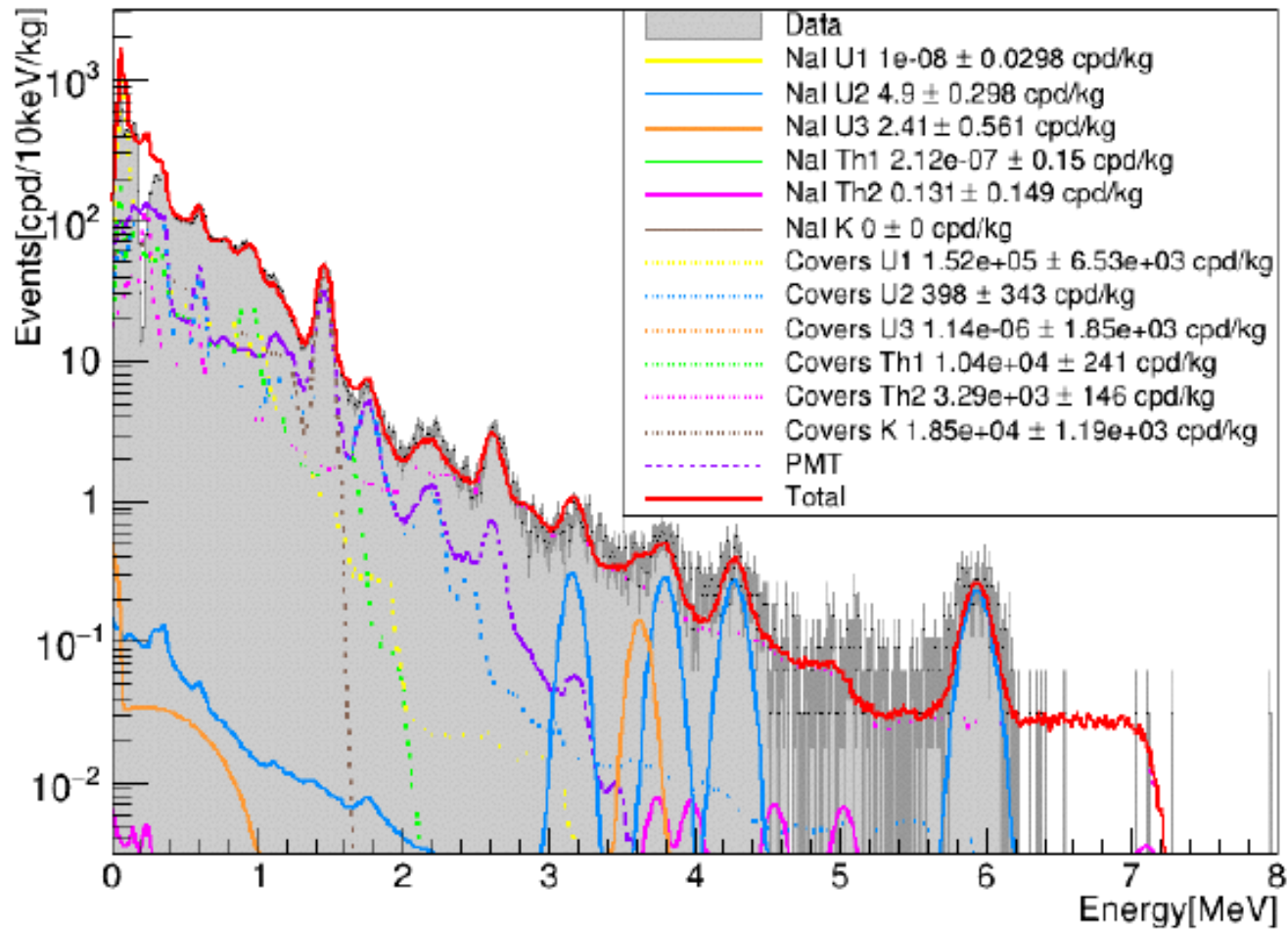
For each, 6 chains are simulated.

- U1: $^{238}\text{U} - ^{226}\text{Ra}$
- U2: $^{226}\text{Ra} - ^{210}\text{Pb}$
- U3: $^{210}\text{Pb} - ^{206}\text{Pb}$
- Th1: $^{232}\text{Th} - ^{228}\text{Th}$
- Th2: $^{228}\text{Th} - ^{208}\text{Pb}$
- K : ^{40}K

Known Rate

- | <u>PMT (Ge)</u> | <u>Rock (NaI)</u> |
|----------------------------|-------------------|
| • K : 819 ± 38 mBq | • K : 1.56ppm |
| • U2-3: 23.7 ± 2.8 mBq | • U2-3: 3.13ppm |
| • Th2 : 22.8 ± 4.8 mBq | • Th2 : 5.69ppm |

Nal vs Ingot26



Impurities in NaI(Tl) detector

	Best Fit ($\mu\text{Bq/kg}$)	NaI K=0 ($\mu\text{Bq/kg}$)
NaI U2(^{226}Ra)	57.8 ± 3.5	56.8 ± 3.4
NaI U3(^{210}Pb)	29.4 ± 6.6	27.9 ± 6.5
NaI Th2(^{228}Th)	1.46 ± 1.85	1.52 ± 1.72
NaI K	$(1.10 \pm 0.03) \times 10^5$	0
Cu case K	$(5.19 \pm 0.97) \times 10^5$	$(0.2 \pm 10.7) \times 10^3$
Rubber K	0 ± 731	$(2.14 \pm 0.86) \times 10^5$
Cover K	5.19×10^5	2.14×10^5
PMT K	6.42×10^5	$(1.78 \pm 0.043) \times 10^6$

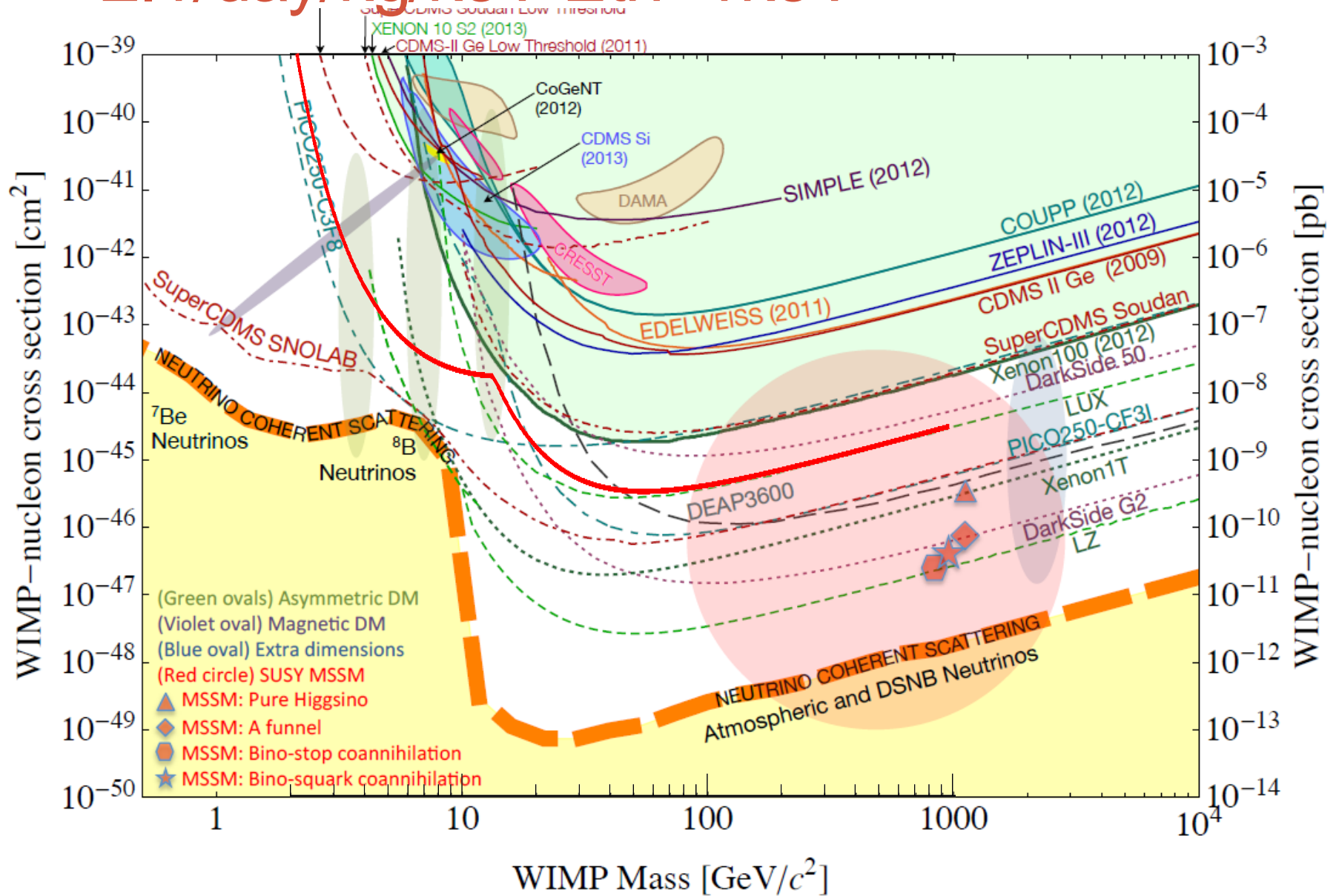
No significant signal from NaI(Tl) measured by Ge

Summary

- Reduction of RI impurities in NaI has been achieved
 - To the same level as DAMA/LIBRA
- Low BG test has been performed
 - ~ 20 /day/keV/kg @ 7 keV_{ee}
 - This background rate is mainly due to PMT and Spacer
 - Refurbished NaI(Tl) is now in Kamioka
- Future
 - Further purification of NaI powder
 - Material selection (In collaboration with XMASS)
 - $5 \text{ inch} \phi \times 5 \text{ inch}$ NaI(Tl) (PICO-LON module) in 2016
 - 250 kg NaI(Tl) : 42 modules of PICO-LON

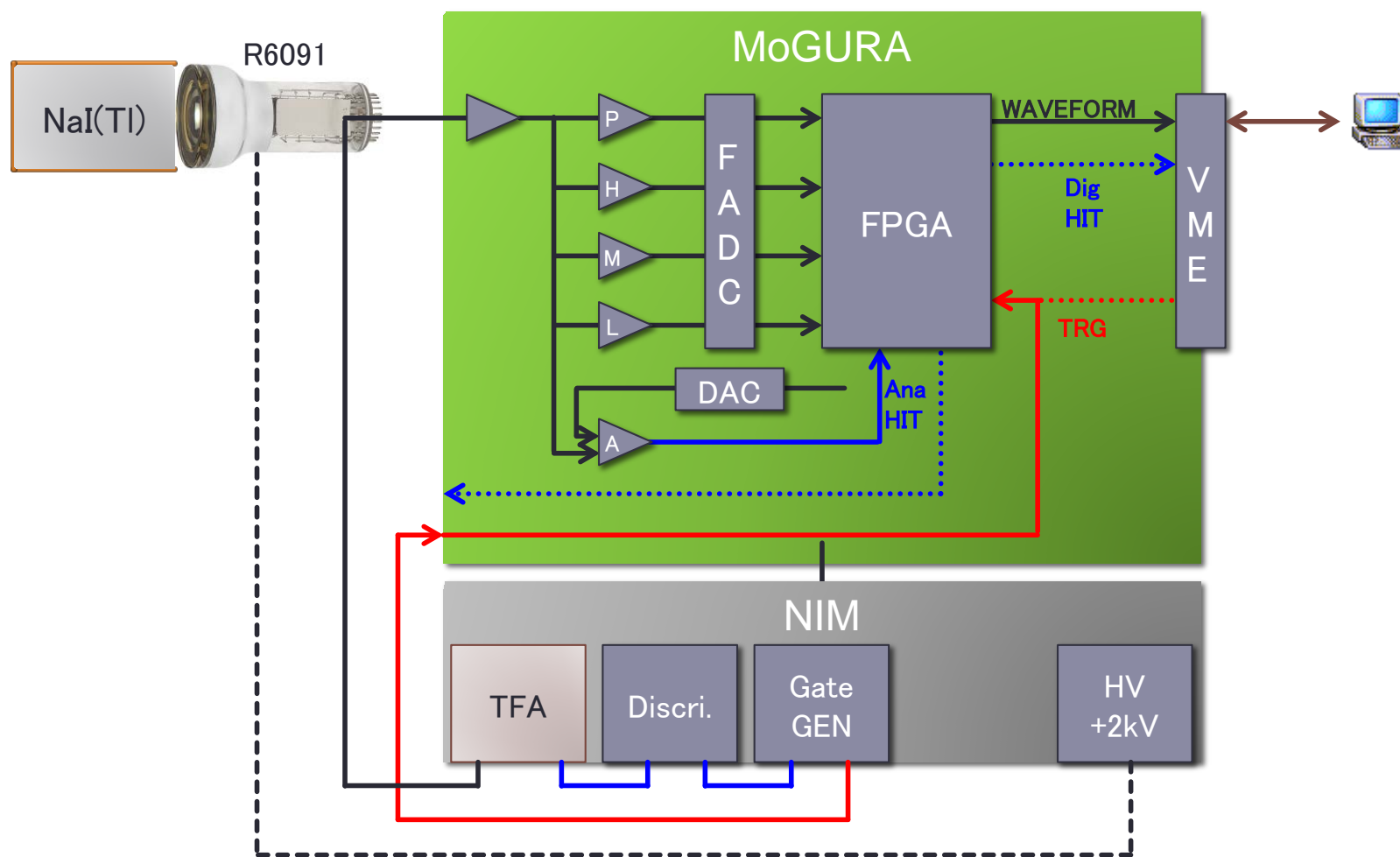
Expected sensitivity (Elastic, 250 kg*yr)

2.1/day/kg/keV $E_{th}=1$ keV



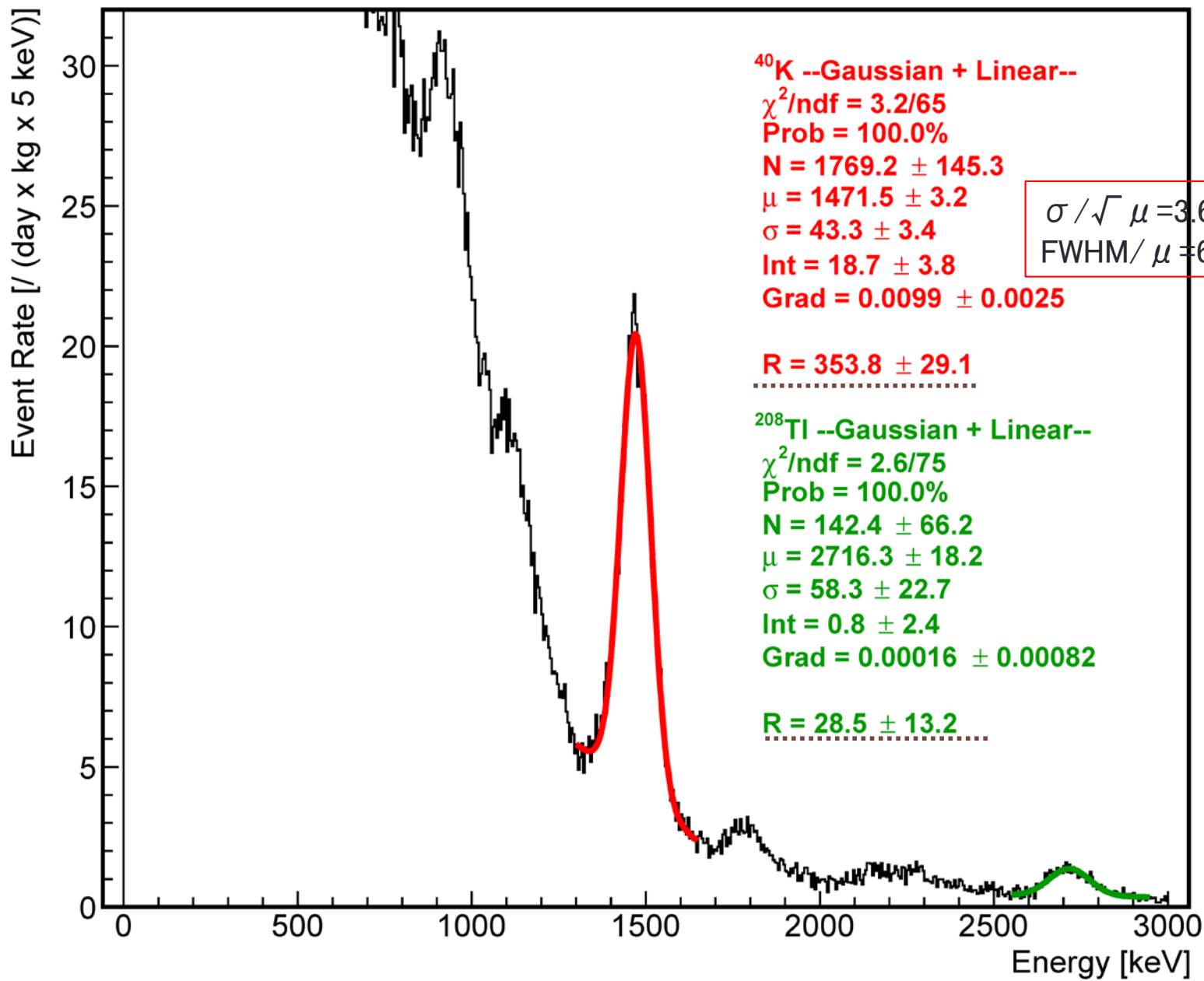
Back up slides

TFA Installation & Energy Threshold



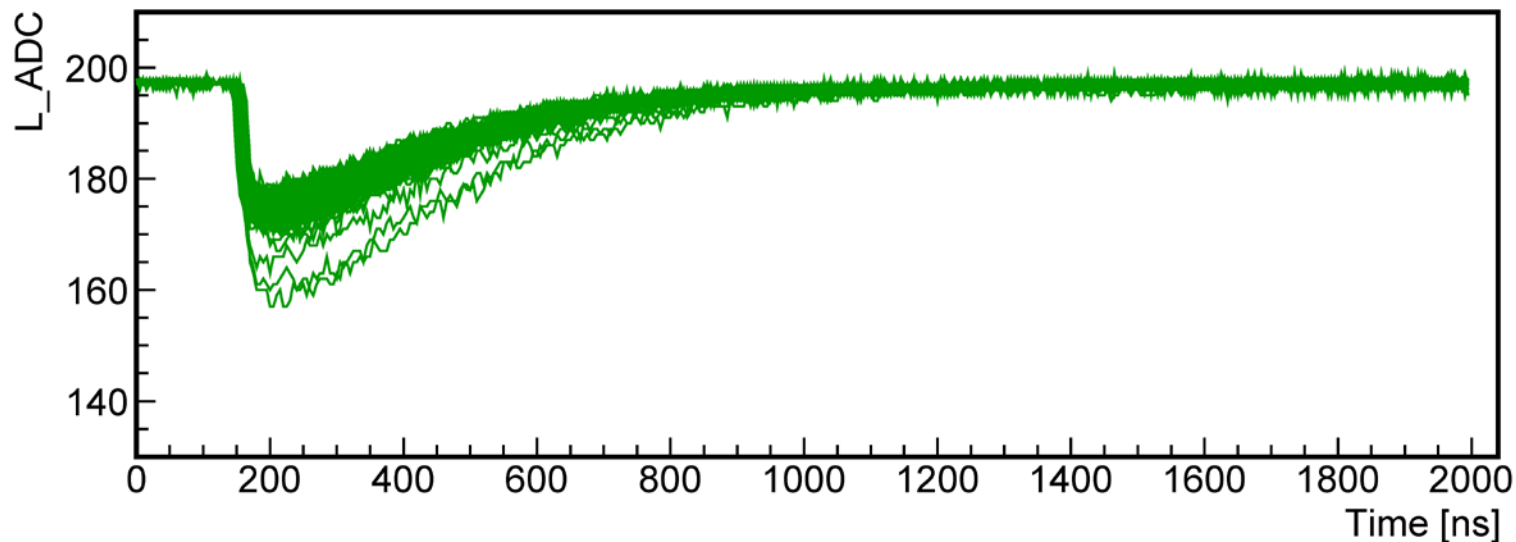
Gamma Fit

40K & 208TI

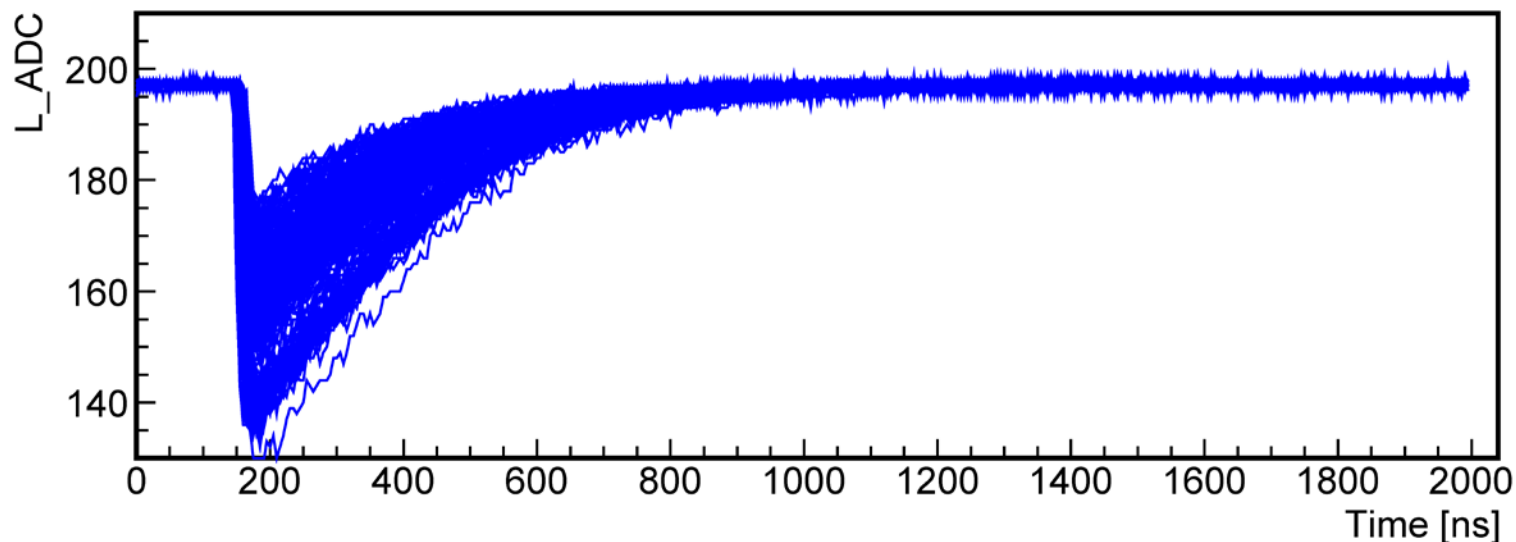


Original NaI scintillation light in L-Gain

Larger Tail Events

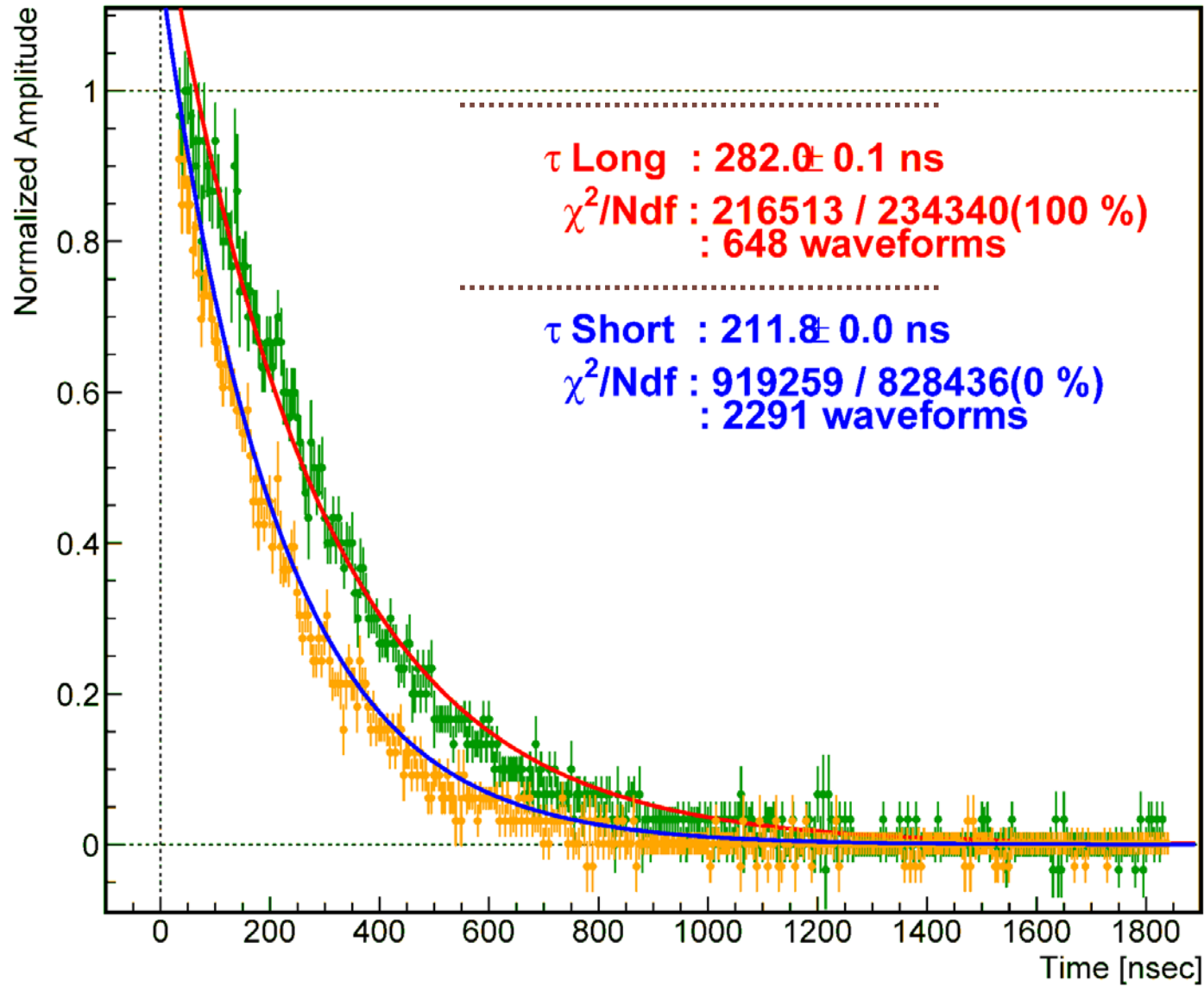


Smaller Tail Events



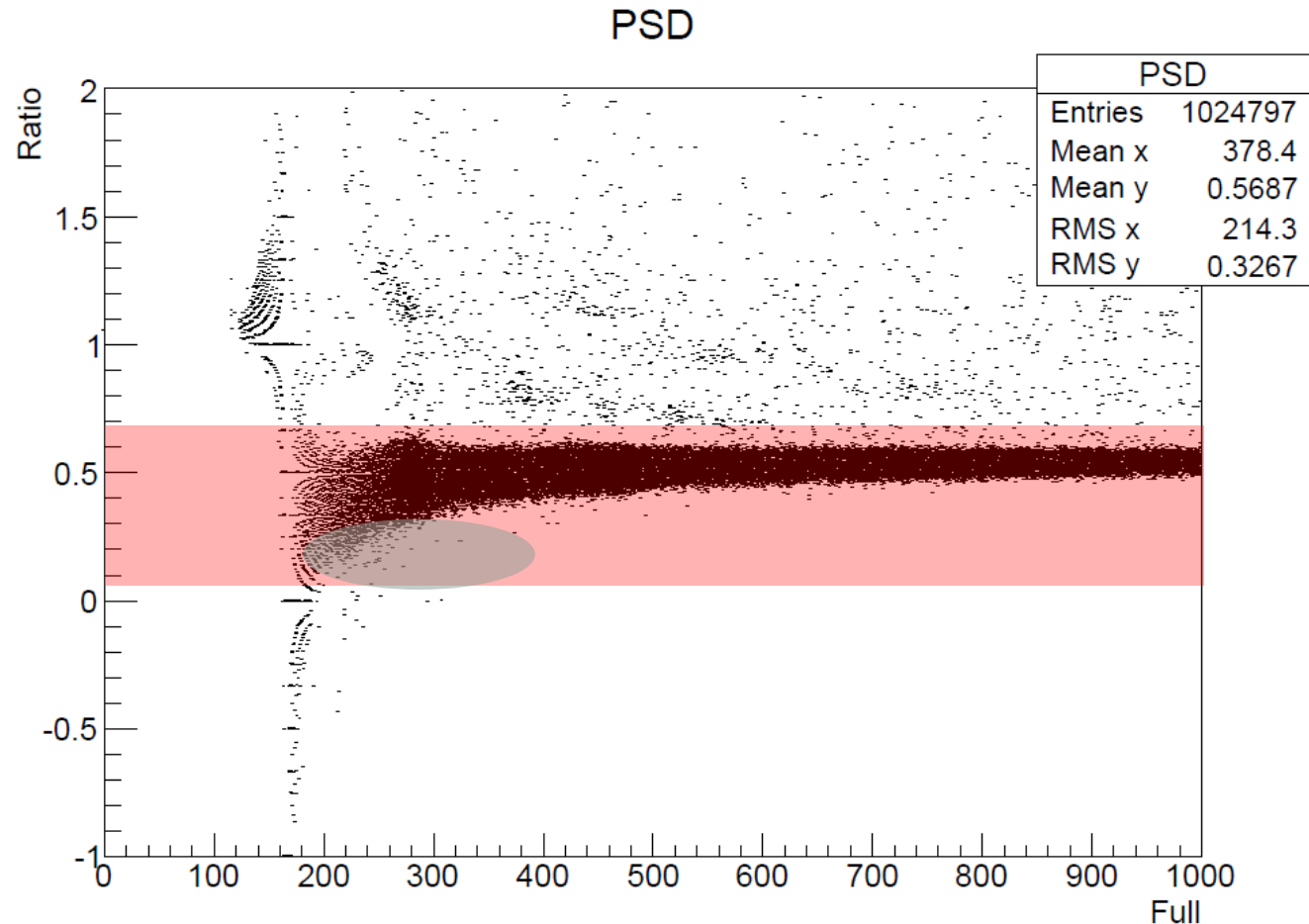
Decay constant of NaI scintillation light

NaI Scintillation Light Decay Trend

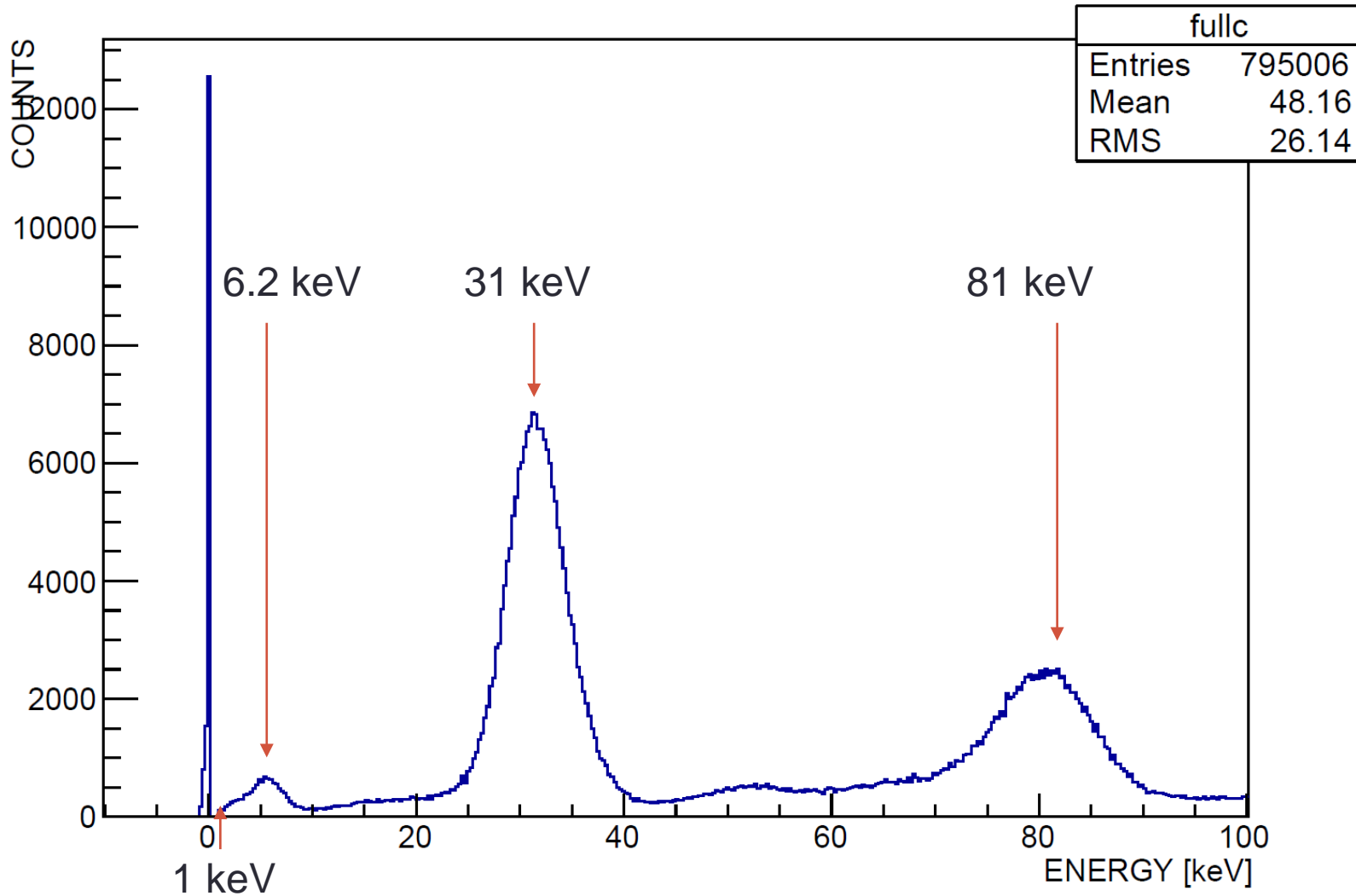


Low energy threshold (Noise reduction)

- Fast PMT dark noise was rejected by Timing filter AMP.
- Pulse shape discrimination → Rejects pile-up events



- 1 keV Energy threshold has been established



Ingots 23 results (26 days live time)

